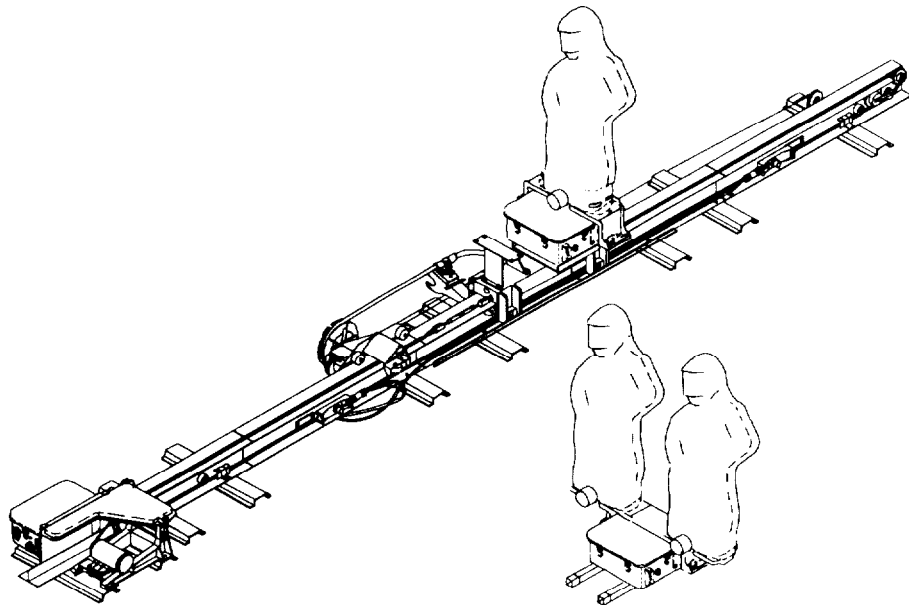


TECHNICAL MANUAL

UNIT, DIRECT SUPPORT, AND GENERAL SUPPORT MAINTENANCE
REPAIR PARTS AND SPECIAL TOOLS LIST/
ILLUSTRATED PARTS BREAKDOWN
(INCLUDING DEPOT MAINTENANCE REPAIR PARTS AND SPECIAL TOOLS)

FOR

**ENHANCED REMOTED TARGET SYSTEM (ERETS)
TRACK SYSTEM, TARGET TRAINING SET - INFANTRY
(NSN 6920-01-147-8589) (PN 11829748)
(SINGLE) TARGET HOLDING SET, TRAINING
(NSN 6920-01-142-2858) (PN 11829340-1)
(DOUBLE) TARGET HOLDING SET, TRAINING
(NSN 6920-01-373-7291) (PN 11829340-2)**



DISTRIBUTION STATEMENT A - Approved for public release; distribution is unlimited.

HEADQUARTERS, DEPARTMENT OF THE ARMY

DECEMBER 1997

TECHNICAL MANUAL
NO. 9-6920-742-24P-3

HEADQUARTERS
DEPARTMENT OF THE ARMY
Washington, D.C., 18 December 1997

TECHNICAL MANUAL
UNIT, DIRECT SUPPORT, AND GENERAL SUPPORT MAINTENANCE
REPAIR PARTS AND SPECIAL TOOLS LIST/
ILLUSTRATED PARTS BREAKDOWN
(INCLUDING DEPOT MAINTENANCE REPAIR PARTS AND SPECIAL TOOLS)

FOR

**REMOTED TARGET SYSTEM (RETS)
TRACK SYSTEM, TARGET TRAINING SET - INFANTRY
(NSN 6920-01-147-8589) (PN 11829748)
(SINGLE) TRAINING TARGET HOLDING SET, TRAINING
(NSN 6920-01-142-2858) (PN 11829340-1)
(DOUBLE) TARGET HOLDING SET, TRAINING
(NSN 6920-01-373-7291) (PN 11829340-2)**

Current as of 31 March 1997

REPORTING OF ERRORS AND RECOMMENDING IMPROVEMENTS

You can help improve this manual. If you find any mistakes or if you know of a way to improve the procedures, please let us know. Mail your letter, DA Form 2028 (Recommended Changes to Publications and Blank Forms), or DA Form 2028-2 located in the back of this manual direct to: Director, Armament and Chemical Acquisition and Logistics Activity, ATTN: AMSTA-AC-NML, Rock Island, IL 61299-7630. A reply will be furnished you.

DISTRIBUTION STATEMENT A - Approved for public release; distribution is unlimited.

HEADQUARTERS, DEPARTMENT OF THE ARMY

TABLE OF CONTENTS

		Page	Illus/ Figure
SECTION I	INTRODUCTION	1	
SECTION II	REPAIR PARTS LIST	1-1	1
GROUP 00	Track System, Target Training Set - Infantry (11829748).....	1-1	1
GROUP 01	Drive Belt Assembly (9353961).....	2-1	2

TABLE OF CONTENTS - Continued

	Page	Illus/ Figure
SECTION II		
REPAIR PARTS LIST - Continued		
GROUP 02 Carriage Assembly (11829776)	3-1	3
GROUP 03 Cable Support (9363177)	4-1	4
GROUP 04 Track Assembly (9340980-1)	5-1	5
0401 Wire, Bonding (9353984)	6-1	6
GROUP 05 Track Assembly (9340980-2)	7-1	7
0501 wire, Bonding (9353984)	8-1	8
GROUP 06 Track Assembly, Drive (9340981)	9-1	9
0601 Bracket Assembly (9353990)	10-1	10
0602 Wire, Bonding (9353984)	11-1	11
GROUP 07 Track and Drive Mechanism (9340982)	12-1	12
0701 Actuator, Electra-Mechanical (9340977)	13-1	13
070101 Motor, Direct Current (9354017)	14-1	14
07010101 Cable Assembly, Special (9354019)	15-1	15
07010102 Suppressor Assembly (9387289)	16-1	16
0702 wire, Bonding (9353984)	17-1	17
GROUP 08 Track Assembly, Return (9340978)	18-1	18
0801 Bracket Assembly (9353990)	19-1	19
GROUP 09 Electronic Component (11829457)	20-1	20
0901 Chassis, Electrical-Electronic (9353928)	21-1	21
090101 Jumper Diode (9353927-1)	22-1	22
090102 Jumper Diode (9353927-2)	23-1	23
090103 Resistor Assembly (9354191)	24-1	24
0902 Circuit Breaker (9353925)	25-1	25
0903 Cable Assembly (11829463)	26-1	26
0904 Cable Assembly, Special (9353937)	27-1	27
0905 Cable Assembly (9353950)	28-1	28
GROUP 10 Trolley Assembly (11829747)	29-1	29
GROUP 11 Cable Assembly (9363069)	30-1	30
GROUP 12 Cable Assembly, Special (9354099)	31-1	31
GROUP 13 Target Holding Set (11829340-1 and -2)	32-1	32
1301 Cover, Electronic Communication (11829343-1)	33-1	33
1302 Target Arm Assembly (11829342)	34-1	34
130201 Hit Sensor Assembly (9363053)	35-1	35
1303 Wiring Harness (11829394)	36-1	36
1304 Motor, Drive Assembly (11829381)	37-1	37
1305 Electronic Component (11829367)	38-1	38
1306 Shaft Assembly, Flexible (11829372)	39-1	39
1307 Target Arm Assembly (9341015)	40-1	40
GROUP 99 Bulk	BULK-1	
SECTION III		
SPECIAL TOOLS LIST (NOT APPLICABLE)		
SECTION IV		
CROSS-REFERENCE INDEXES	I-1	
NATIONAL STOCK NUMBER INDEX	I-1	
PART NUMBER INDEX	I-7	

NOTE

This manual replaces TM 9-6920-742-14&P-5, dated July 1986, and TM 9-6920-742-14&P-6, dated July 1986, which have been rescinded.

SECTION I. INTRODUCTION

1 SCOPE.

This RPSTL/IPB lists and authorizes spares and repair parts, special tools, special test, measurement, and diagnostic equipment (TMDE), and other special support equipment required for performance of unit maintenance, direct support, and general support maintenance of the Infantry Moving Target Carrier (IMTC) and Infantry Target Mechanism (ITM). It authorizes the requisitioning, issue, and disposition of spares, repair parts, and special tools as indicated by the source, maintenance, and recoverability (SMR) codes.

2 GENERAL.

In addition to Section I, Introduction, this repair parts and special tools list/illustrated parts breakdown is divided into the following sections.

a. Section II - Repair Parts List. A list of spares and repair parts authorized by this RPSTL/IPB for use in the performance of maintenance. This list also includes parts which must be removed for replacement of the authorized parts. Parts lists are composed of functional groups in ascending alphanumeric sequence, with the parts in each group listed in ascending figure and item number sequence. Bulk materials are listed by item name in FIG. BULK at the end of the section. Repair parts kits are listed separately in their own functional group within section II. Repair parts for the repairable special tools are also listed in this section.

b. Section III - Special Tools List. A list of special tools, special TMDE, and other special support equipment authorized by this RPSTL/IPB (as indicated by Basis of Issue (BOI) information in DESCRIPTION AND USABLE ON CODE (UOC) column) for the performance of maintenance.

c. Section IV - Cross-Reference Indexes. A list, in national item identification number (NIIN) sequence, of all national stock number items appearing in the listings, followed by a list in alphanumeric sequence of all part numbers appearing in the list. National stock numbers and part numbers are cross-referenced to each illustration figure and item number appearance. This figure and item number index lists figure and item numbers in alphanumeric sequence and cross-references national stock numbers (NSN), commercial and government entity codes (CAGEC), and part numbers.

3 EXPLANATION OF COLUMNS (SECTIONS II AND III).

a. ITEM NO. (Column (1)). Indicates the number used to identify items called out in the illustration.

b. SMR CODE (Column (2)). The source, maintenance, and recoverability (SMR) code containing supply/requisitioning information, maintenance level authorization criteria, and disposition instruction, as shown in the following breakout:

Source Code	Maintenance Code	Recoverability Code
<u>XX</u>	<u>XX</u>	<u>X</u>
1st two positions How to get an item	3rd position Who can install, replace or use the item	4th position Who can do complete repair on the item
		5th position Who determines disposition action on unserviceable items

*Complete Repair: Maintenance, capacity, and authority to perform all corrective maintenance tasks of the "Repair function in a use/user environment in order to restore serviceability to a failed item.

(1) **Source Code.** The source code tells you how you get an item needed for maintenance, repair, or overhaul of an end item/equipment. Explanations of source codes follow:

Code: PA

Definition: Item procured and stocked for anticipated or known usage.

Code: PB

Definition: Item procured and stocked for insurance purposes because essentiality dictates that a minimum quantity be available in the supply systems.

Code: PC

Definition: Item procured and stocked and which otherwise would be coded PA except that it is deteriorative in nature.

Code: PD

Definition: Support item, excluding support equipment, procured for initial issue or outfitting and stocked only for subsequent or additional initial issues or outfittings. Not subject to automatic replenishment.

Code: PE

Definition: Support equipment procured and stocked for initial issue or outfitting to specified maintenance repair activities.

Code: PF

Definition: Support equipment which will not be stocked but which will be centrally procured on demand.

Code: PG

Definition: Item procured and stocked to provide for sustained support for the life of the equipment. It is applied to an item peculiar to the equipment which, because of probable discontinuance or shutdown of production facilities, would prove uneconomical to reproduce at a later time.

Code: KD

Definition: An item of a depot overhaul/repair kit and not purchased separately. Depot kit defined as a kit that provides items required at the time of overhaul or repair.

Code: KF

Definition: An item of a maintenance kit and not purchased separately. Maintenance kit defined as a kit that provides an item that can be replaced at unit or intermediate levels of maintenance.

Code: KB

Definition: Item included in both a depot overhaul/repair kit and a maintenance kit.

Code: MO

Definition: Item to be manufactured or fabricated at unit level.

Code: MF

Definition: Item to be manufactured or fabricated at intermediate maintenance levels (Air Force--intermediate*; Marine Corps-3rd echelon; Army-direct support*; Navy--afloat).

Code: MH

Definition: Item to be manufactured or fabricated at intermediate maintenance levels (Air Force--intermediate*; Marine Corps--4th echelon; Army-general support*; Navy--ashore).

Code: MG

Definition: Item to be manufactured or fabricated at both afloat and ashore intermediate maintenance levels (Navy use only).

Code: MD

Definition: Item to be manufactured or fabricated at depot maintenance level.

Code: A0

Definition: Item to be assembled at unit level.

Code: AF

Definition: Item to be assembled at intermediate maintenance levels (Air Force--intermediate*; Marine Corps-3rd echelon; Army--direct support*; Navy--afloat).

Code: AH

Definition: Item to be assembled at intermediate maintenance levels (Air Force--intermediate*; Marine Corps-4th echelon; Army-general support*; Navy--ashore).

Code: AG

Definition: Item to be assembled at both afloat and ashore intermediate maintenance levels (Navy use only).

Code: AD

Definition: Item to be assembled at depot maintenance levels.

Code: XA**

Definition: Item is not procured or stocked because the requirements for the item will result in replacement of the next higher assembly.

Code: XB

Definition: Item is not procured or stocked. If not available through salvage, requisition.

Code: XC**

Definition: Installation drawing, diagram, instruction sheet, field service drawing that is identified by manufacturers' part number.

Code: XD

Definition: A low mortality support item that is not stocked. When required, items will be requested through normal supply channels.

NOTE

*For USAF and the USA Safeguard Program, only code "F" will be used to denote intermediate maintenance. On joint programs, use of either code F or H by the joining service will denote intermediate maintenance to USAF and the USA Safeguard Program.

**Cannibalization or controlled exchange, when authorized, may be used as a source of supply for items with the above source codes except for those source coded "XA" or those aircraft support items restricted by requirements of .

(2) Maintenance Code. Maintenance codes tell you the level(s) of maintenance authorized to use and repair support items.

(a) The maintenance code entered in the third position tells you the lowest maintenance level authorized to remove, replace, and use an item. The maintenance code entered in the third position will indicate authorization to the following levels of maintenance:

Code: O

Application/explanation: Support item is removed, replaced, used at the unit level of maintenance. (To distinguish between the unit maintenance capabilities on different classes of ships, the following codes may be used intra-Navy only. On joint programs, Navy will receive and transmit an O to indicate unit maintenance level.

2-Minesweeper, Yardcraft, Patrol Boat

3-Submarines

4-Auxiliary/Amphibious Ships

5-Major Combatant (Destroyer, Frigate)

6-Major Combatant (Cruiser, Carrier)

On Army programs, a code "C" may be used in the third position to denote crew or operator maintenance performed within unit maintenance. On joint programs the Army will receive or transmit an O to indicate unit level.)

Code: F

Application/explanation: Support item is removed, replaced, used at the following intermediate levels:

USAF-Intermediate*

USA-Direct Support*

USN-Afloat

USMC-Third Echelon

Code: G

Application/explanation: Support item is removed, replaced, used at both afloat and ashore intermediate levels:
Navy only

Code: H

Application/explanation: Support item is removed, replaced, used at the following intermediate levels:
USAF-Intermediate*
USA-General Support*
USN-Ashore (only)
USMC-Fourth Echelon

NOTE

*For USAF programs and the USA Safeguard Program, code "F" will be used to denote intermediate maintenance. On joint programs, use of either code "F" or "H" by the joining service will denote intermediate maintenance to USAF and the USA Safeguard Program.

Code: D

Application/explanation: Support items that are removed, replaced, used at depot only:
USAF-Depot, Mobile Depot, Specialized Repair Activity
USA-Depot, Mobile Depot, Specialized Repair Activity
USN-Aviation Rework, Avionics and Ordnance Facilities, Shipyards
USMC-Depot

(b) The maintenance code entered in the fourth position tells you whether or not the item is to be repaired and identifies the lowest maintenance with the capability to do complete repair (perform all authorized repair functions). The decision to code the support item for repair at the indicated maintenance levels requires that all maintenance capability (remove, replace, repair, assemble, and test) for the support items be provided to that level. This does not preclude some repair which may be accomplished at a lower level of maintenance. However, because of service differences in communicating maintenance repair level information, a maintenance code entry in this position is not required by all services. When a maintenance code is not used, a dash (-) sign will be entered. For multi-service equipment/systems or when a code is entered, this position will contain one of the following maintenance codes as assigned by the service(s) that requires the code:

Code: O

Application/explanation: The lowest maintenance level capable of complete repair of the support item is the unit level. (To distinguish between the unit maintenance capabilities on different classes of ships, the following codes will be used intra-Navy only. On joint programs, Navy will receive and transmit an O to indicate unit maintenance level.
2-Minesweeper, Yardcraft, Patrol Boat
3-Submarines
4-Auxiliary/Amphibious Ships
5-Major Combatant (Destroyer, Frigate)
6-Major Combatant (Cruiser, Carrier)

Code: F

Application/explanation: The lowest maintenance level capable of complete repair Of the support item is the following intermediate level:

- USAF-Intermediate*
- USA-Direct Support*
- USN-Afloat
- USMC-Third Echelon

Code: H

Application/explanation: The lowest maintenance level capable of complete repair of the support item is the following intermediate level:

- USAF-Intermediate*
- USA-General Support*
- USN-Ashore (only)
- USMC-Fourth Echelon

NOTE

*For USAF programs and the USA Safeguard Program, Code "F" will be used to denote intermediate maintenance. On joint programs, use of either code "F" or "H" by the joining service will denote intermediate maintenance to USAF and the USA Safeguard Program.

Code: G

Application/explanation: Both afloat and ashore intermediate levels are capable Of complete repair of support item:

- Navy only

Code: D

Application/explanation: The lowest maintenance level capable of complete repair of the support item is the depot level:

- USAF-Depot, Mobile Depot, Specialized Repair Activity
- USA-Depot, Mobile Depot, Specialized Repair Activity
- USN-Aviation Rework, Avionics and Ordnance Facilities, Shipyards
- USMC-Depot

Code: L

Application/explanation: Repair restricted to designated Specialized Repair Activity

Code: Z

Application/explanation: Nonrepairable; no repair is authorized.

Code: B

Application/explanation: No repair is authorized. The item may be reconditioned by adjusting, lubricating, etc, at the user level. No parts or special tools are procured for the maintenance of this item.

(3) Recoverability Code. Recoverability codes are assigned to items to indicate the disposition action on unserviceable items. The recoverability code is shown in the fifth position of the SMR code as follows:

Recoverability Code: Z

Definition: Nonrepairable item. When unserviceable, condemn and dispose at the level indicated in position 3.

Recoverability Code: O

Definition: Repairable item. When uneconomically repairable, condemn and dispose at unit level.

Recoverability Code: F

Definition: Repairable item. When uneconomically repairable, condemn and dispose at the following intermediate levels:

- USAF-Intermediate*
- USA-Direct Support*
- USN-Afloat
- USMC-Third Echelon

Recoverability Code: H

Definition: Repairable item. When uneconomically repairable, condemn and dispose at the following levels:

- USAF-Intermediate*
- USA-General Support*
- USN-Ashore (only)
- USMC-Fourth Echelon

NOTE

*For USAF programs and the USA Safeguard Program, code "F" will be used to denote intermediate level. On joint programs, use of either code "F" or "H" by the joining service will denote intermediate level to USAF and the USA Safeguard Program.

Recoverability Code: D

Definition: Repairable item. When beyond lower level repair capability, return to depot. Condemnation and disposal not authorized below depot level.

Recoverability Code: L

Definition: Repairable item. Repair, condemnation, and disposal not authorized below depot/specialized repair activity level.

Recoverability Code: A

Definition: Item requires special handling or condemnation procedures because of specific reasons (ie, precious metal content, high dollar value, critical material or hazardous material). Refer to appropriate manuals/directives for specific instructions.

(4) Reserved for Service Option. The sixth position of the SMR code is reserved for internal management purposes of each service.

b. PART NUMBER INDEX. Part numbers in this index are listed by part number in ascending alphanumeric sequence (vertical arrangement of letter and number combinations which places the first letter or digit of each group in order A through Z, followed by the numbers 0 through 9 and each following letter or digit in like order).

(1) CAGEC Column. The commercial and Government entity code is a 5-digit numeric code used to identify the manufacturer, distributor, or Government activity that supplies the item.

(2) PART NUMBER Column. Indicates the primary number used by the manufacturer (individual, firm, corporation, or Government activity) which controls the design and characteristics of the item by means of its engineering, drawings, specifications, standards, and inspection requirements to identify an item or range of items.

(3) STOCK NUMBER Column. This column lists the NSN for the associated part number and manufacturer identified in the PART NUMBER and CAGEC columns to the left.

(4) FIG. Column. This column lists the number of the figure where the item is identified/located in Sections II and III.

(5) ITEM Column. The item number is the number assigned to the item as it appears in the figure referenced in the adjacent figure number column.

5 SPECIAL INFORMATION.

a. Fabrication Instructions. Not applicable.

b. Index Numbers. Not applicable.

c. Associated Publications. The publication listed below pertains to the Infantry Moving Target Carrier and Infantry Target Mechanism:

Publication	Short Title
TM9-6920-742-14-3	IMTC, ITM maintenance manual

d. Illustrations Listing. Not applicable.

e. Usable on Code. The usable on code appears in the lower left corner of the description column heading. Usable on codes are shown as UOC: in the description column on the first line after the applicable item description/nomenclature. Uncoded items are applicable to all models.

CODE	USED ON
M79	IMTC
M64	ITM
AT4	Double Target Arm

6 HOW TO LOCATE REPAIR PARTS.

a. When National Stock Numbers or Part Numbers Are Not Known.

(1) **First.** Using the table of contents, determine the assembly group to which the items belong. This is necessary since figures are prepared for assembly groups and subassembly groups, and listings are divided into the same groups.

(2) **Second.** Find the figure covering the functional group or the subfunctional group to which the items belong.

(3) **Third.** Identify the items on the figure and note the number(s).

(4) **Fourth.** Refer to the repair parts list for the figure to find the part number(s) noted on the figure.

(5) **Fifth.** Refer to the figure and item number index to find the NSN, if assigned.

b. When National Stock Number or Part Number is Known.

(1) **First.** Using the national stock number or the part number index, find the pertinent NSN or part number. The NSN index is arranged in NIIN sequence. (See 4a.) Both indexes cross-reference you to the illustration/figure and item number of the part you are looking for.

(2) **Second.** Turn to the figure and item number, verify that the item is the one you are looking for and locate the item number in the repair parts list.

7 ABBREVIATIONS. Not applicable

SECTION II. REPAIR PARTS LIST.

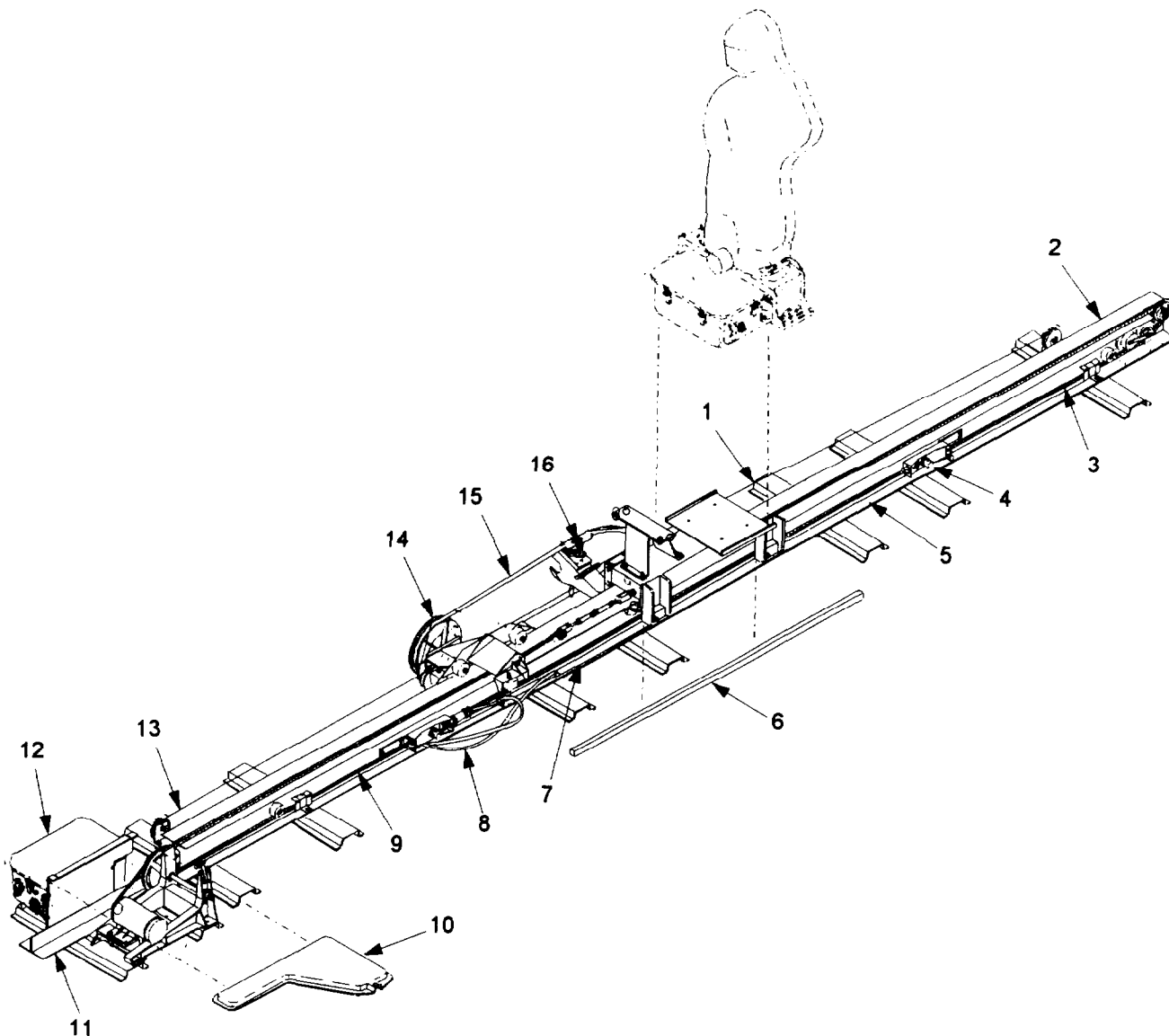


Figure 1. Track System, Target Training Set - Infantry 11829748.

SECTION II		TM9-6920-742-24P-3			(6)	(7)
(1)	(2)	(3)	(4)	(5)		
ITEM	SMR			PART	DESCRIPTION AND USABLE ON CODES (UOC)	QTY
NO	CODE	NSN	CAGEC	NUMBER		
GROUP 00 FIG. 1						
TRACK SYSTEM, TARGET TRAINING SET 11829748						
01	PAFFF	6910013868643	19200	11829776	CHASSIS, ELECTRICAL- SEE FIG. 3 FOR BREAKDOWN	1
02	PBFFF	6920011618886	19200	9340978	TRACK ASSEMBLY, RETURN SEE FIG. 18 FOR BREAKDOWN	1
03	A0000		19200	9353961	DRIVE BELT ASSEMBLY SEE FIG. 2 FOR BREAKDOWN	1
04	PAOZZ	6145011618857	19200	9354097-2	CABLE, SPECIAL PURPOSE	1
05	XDFFF	6920013920440	19200	9340980-2	RAIL, TARGET SEE FIG. 7 FOR BREAKDOWN	1
06	PAOZZ	5930011618936	19200	9353983	BAR, ACTUATOR, ELECTRICAL	1
07	XDFFF	6920013920435	19200	9340980-1	RAIL, TARGET SEE FIG. 5 FOR BREAKDOWN	2
08	PAOZZ	6145011618858	19200	9354097-1	CABLE, SPECIAL PURPOSE	1
09	PBFFF	6920011618664	19200	9340981	TRACK ASSEMBLY, DRIVE, SEE FIG. 9 FOR BREAKDOWN	1
10	PAOZZ	5340011672454	19200	11829302	COVER, ACCESS	1
11	PBFFF	6920011618654	19200	9340982	TRACK AND DRIVE MECHANISM, SEE FIG. 12 FOR BREAKDOWN	1
12	PAFFF	5999012969540	19200	11829457	ELECTRONIC COMPONENT, SEE FIG. 20 FOR BREAKDOWN	1
13	A0000		19200	9363069	CABLE ASSEMBLY SEE FIG. 31 FOR BREAKDOWN	1
14	XD000		19200	11829747	TROLLEY ASSEMBLY SEE FIG. 30 FOR BREAKDOWN	1
15	PAOFF	6150011618856	19200	9354099	CABLE ASSEMBLY SPECIAL, SEE FIG. 32 FOR BREAKDOWN	1
16	A0000		19200	9363177	CABLE SUPPORT SEE FIG. 4 FOR BREAKDOWN	1

END OF FIGURE

SECTION II.

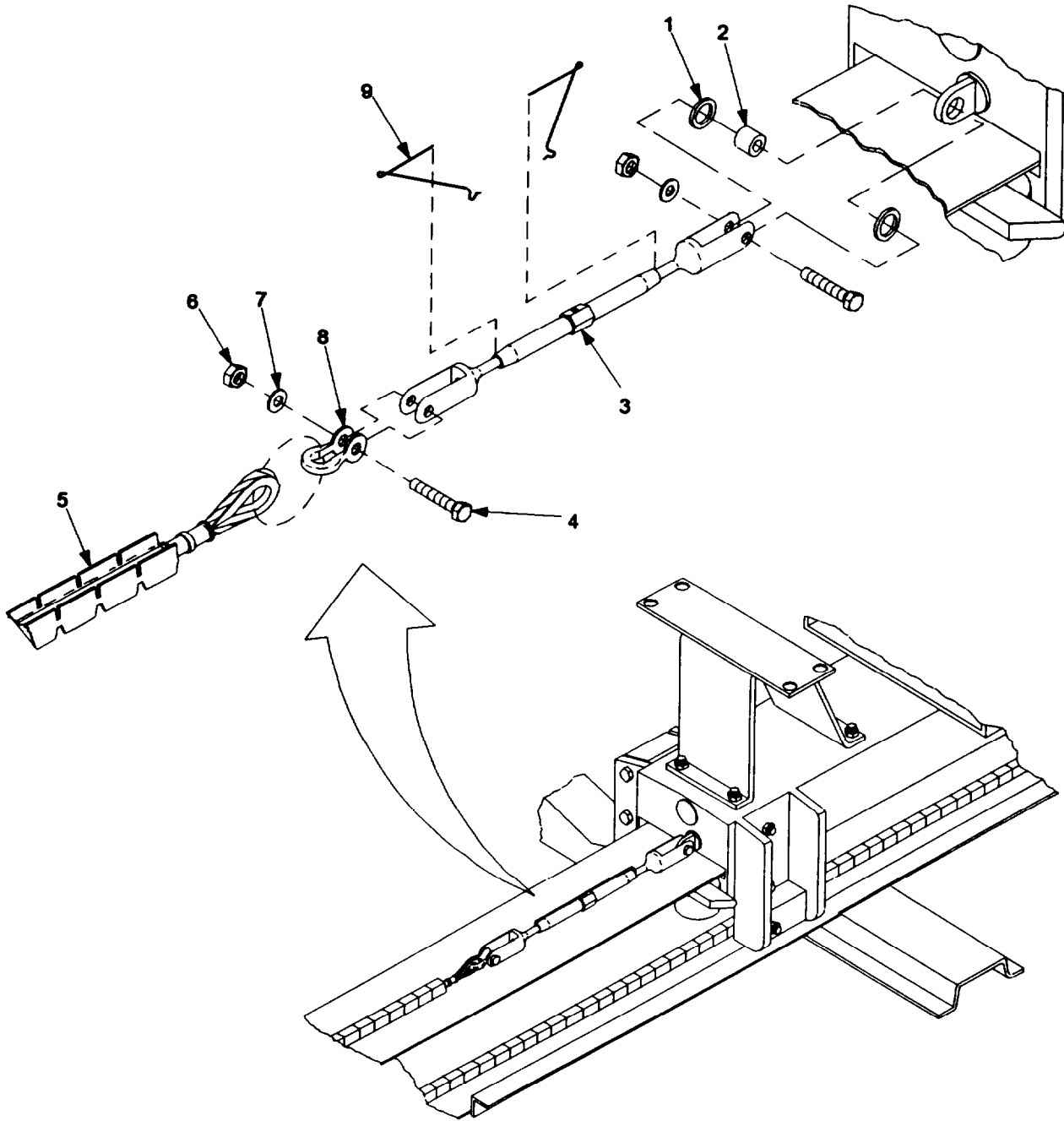


Figure 2. Drive Belt Assembly 9353961.

SECTION II

TM9-6920-742-24P-3

(1)	(2)	(3)	(4)	(5)	(6)	(7)
ITEM	SMR			PART		
NO	CODE	NSN	CAGEC	NUMBER	DESCRIPTION AND USABLE ON CODES (UOC)	QTY

GROUP 01 FIG. 2

DRIVE BELT ASSEMBLY 9353961

01	PAOZZ	5365013582206	80205	NAS43DD7-8N	SPACER, SLEEVE	4
02	PAOZZ	5365000234542	80205	NAS43HT4-31	SPACER, SLEEVE	2
03	PAOZZ	5340013838864	19200	9363225	TURNBUCKLE	2
04	PAOZZ	5306001562341	88044	AN4C11A	BOLT, MACHINE	4
05	PAOZZ	3030011618784	19200	9362984	BELTING, V	1
06	PAOZZ	5310008976145	96906	MS21083C4	NUT, SELF-LOCKING, HEXAGON	4
07	PAOZZ	5310005319515	88044	AN960C416	WASHER, FLAT	4
08	PAOZZ	4030001797403	96906	MS20115-5	SHACKLE	2
09	PAOZZ	5340000103090	96906	MS21256-2	CLIP, RETAINING	4

END OF FIGURE

SECTION II.

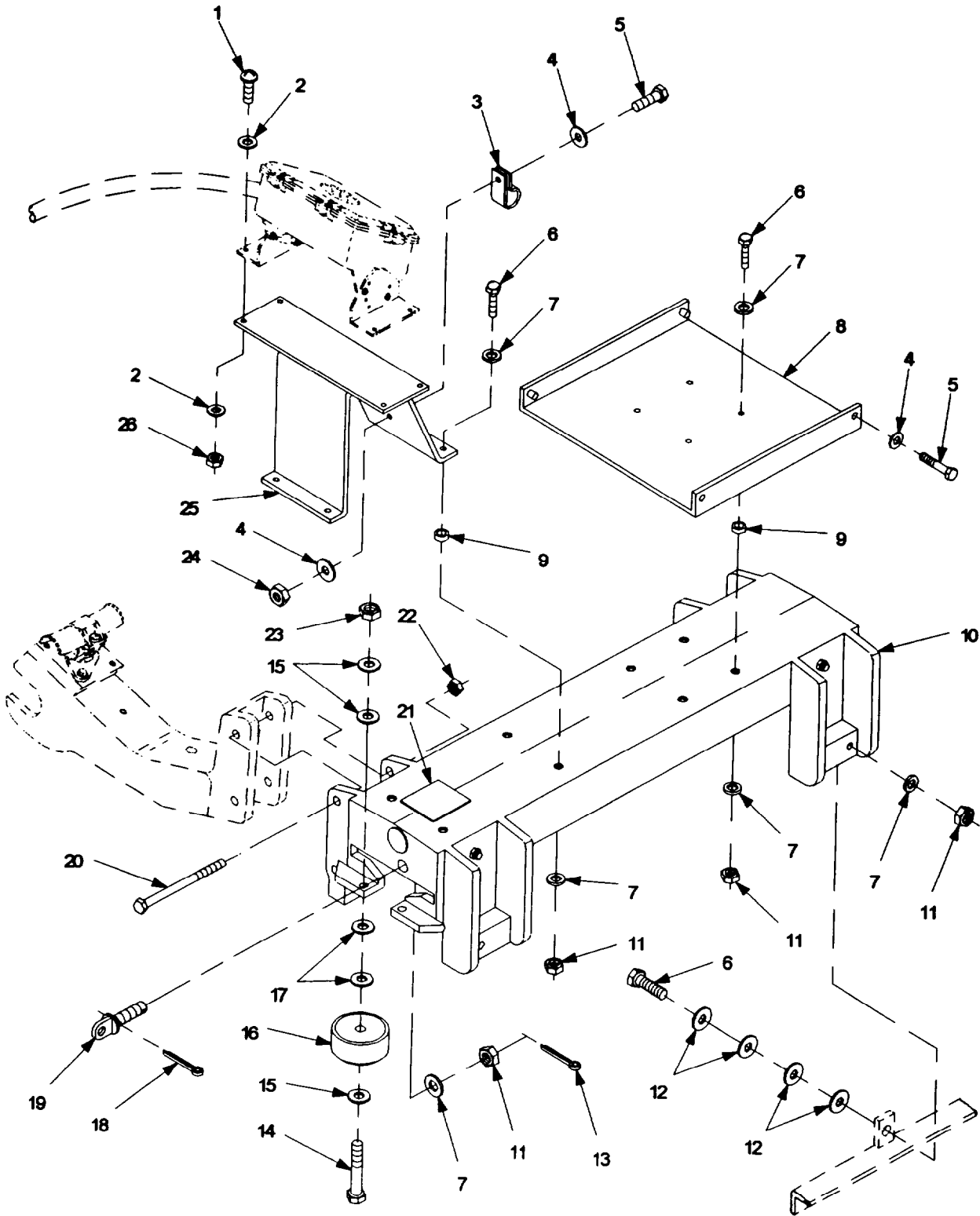


Figure 3. Carriage Assembly 11829776.

SECTION II		TM9-6920-742-24P-3			(6)	(7)
(1)	(2)	(3)	(4)	(5)		
ITEM	SMR			PART		
NO	CODE	NSN	CAGEC	NUMBER	DESCRIPTION AND USABLE ON CODES (UOC)	QTY

GROUP 02 FIG. 3

CARRIAGE ASSEMBLY 11829776

01	PAOZZ	5305000546672	96906	MS51957-47	SCREW, MACHINE	2
02	PAOZZ	5310006853744	88044	AN960C8	WASHER, FLAT	4
03	PAOZZ	5340010826423	96906	MS9350-13	CLAMP, LOOP	1
04	PAOZZ	5310005319515	88044	AN960C416	WASHER, FLAT	4
05	PAOZZ	5305005907863	96906	MS35308-308	SCREW, CAP, HEXAGON HEAD	3
06	PAFZZ	5306005828851	88044	AN6C11A	BOLT, MACHINE	10
07	PAFZZ	5310001834355	88044	AN960C616L	WASHER, FLAT	V
08	PAFZZ	5340011618662	19200	9353973	PLATE, MOUNTING	1
09	PAFZZ	5365011666729	19200	11829723	SPACER, SLEEVE	8
10	PBFZZ	3950013922327	19200	11829286	TROLLEY, MONORAIL	1
11	PAFZZ	5310009564549	96906	MS21083C6	NUT, SELF-LOCKING, HEXAGON	12
12	PAFZZ	5310008024701	96906	MS15795-813	WASHER, FLAT	V
13	PAFZZ	5315006640401	96906	MS16562-234	PIN, SPRING	2
14	PAFZZ	5306008380532	80205	NAS1005-20A	BOLT, MACHINE	12
15	PAFZZ	5310001670803	88044	AN960C516	WASHER, FLAT	V
16	PAFZZ	3020011613634	19200	9354110	PULLEY, IDLER	12
17	PAFZZ	5310001670814	88044	AN960C516L	WASHER, FLAT	V
18	PAFZZ	5315011679885	96906	MS51987-391	PIN, SPRING	2
19	PAFZZ	5306011618903	19200	9354072	BOLT, EYE	2
20	PAFZZ	5306010086672	81352	AN8C37A	BOLT, MACHINE	2
21	XDOZZ		19200	11829423	PLATE, IDENTIFICATION	1
22	PAFZZ	5310009471380	96906	MS21083C8	NUT, SELF-LOCKING, HEXAGON	2
23	PAOZZ	5310000203260	96906	MS21083C5	NUT, SELF-LOCKING, HEXAGON	12
24	PAOZZ	5310008976145	96906	MS21083C4	NUT, SELF-LOCKING, HEXAGON	1
25	PAOZZ	5340011618663	19200	9353978	BRACKET, MOUNTING	1
26	PAOZZ	5310009390850	96906	MS21083C08	NUT, SELF-LOCKING, HEXAGON	2

END OF FIGURE

SECTION II.

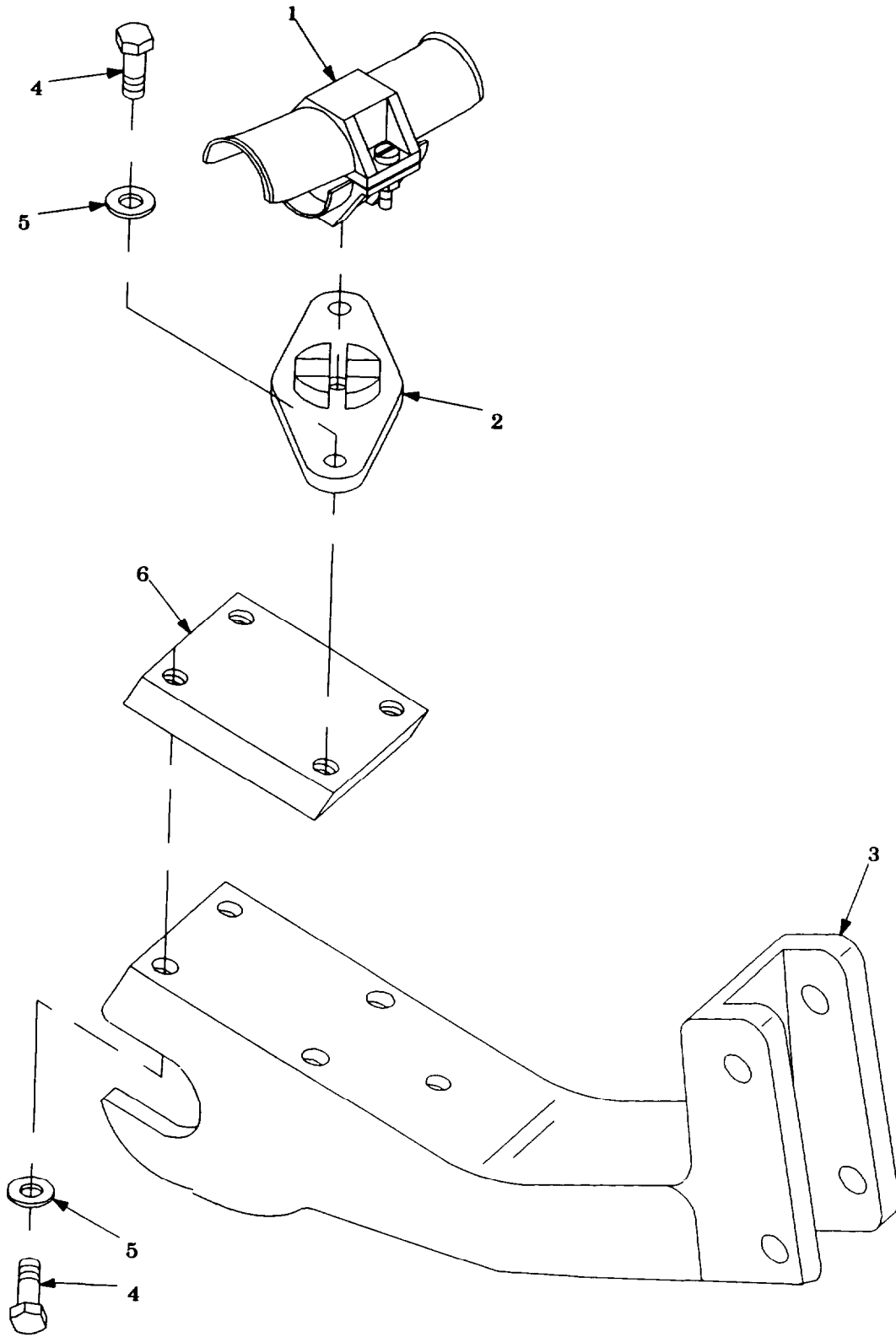


Figure 4. Cable Support 9363177.

SECTION II**TM9-6920-742-24P-3**

(1)	(2)	(3)	(4)	(5)	(6)	(7)
ITEM	SMR			PART		
NO	CODE	NSN	CAGEC	NUMBER	DESCRIPTION AND USABLE ON CODES (UOC)	QTY

GROUP 03 FIG. 4

CABLE SUPPORT 11829748

01	PAOZZ	5340011815947	19200	9353969	CLAMP, LOOP	1
02	PAOZZ	5340012037458	19200	9363065	PLATE, MOUNTING	1
03	PAOZZ	5975012032770	19200	11829287	HANGER, CABLE	1
04	PAOZZ	5305007208248	96906	MS35308-304	SCREW, CAP, HEXAGON HEAD	4
05	PAOZZ	5310006557219	80205	NAS620-416	WASHER, FLAT	4
06	PAOZZ	5365012144017	19200	9363058	SPACER, PLATE	1

END OF FIGURE

SECTION II.

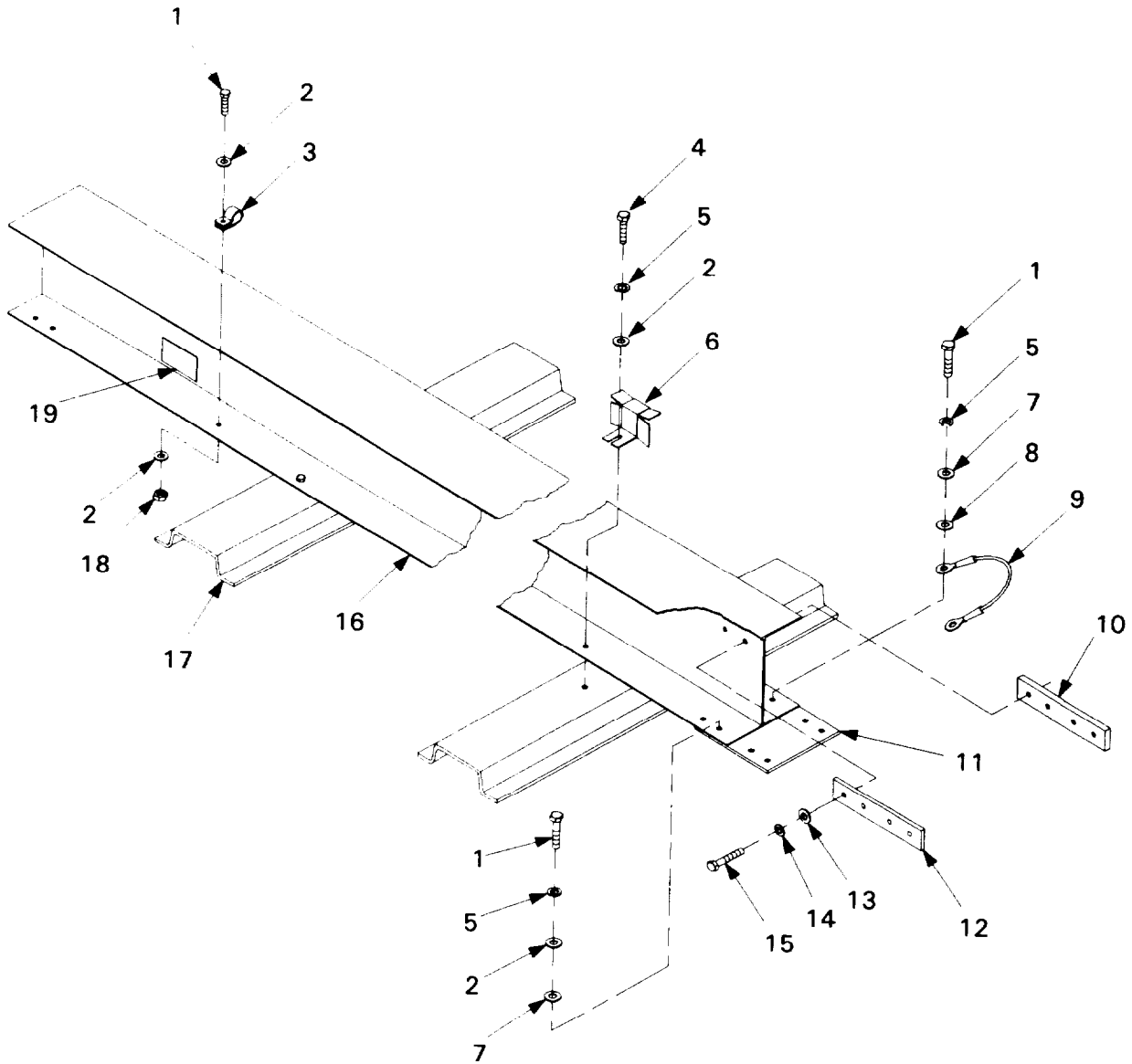


Figure 5. Track Assembly 9340980-1.

SECTION II

TM9-6920-742-24P-3

(1)	(2)	(3)	(4)	(5)	(6)	(7)
ITEM	SMR			PART		
NO	CODE	NSN	CAGEC	NUMBER	DESCRIPTION AND USABLE ON CODES (UOC)	QTY

GROUP 04 FIG. 5

TRACK ASSEMBLY 9340980-1

01	PAOZZ	5305005907863	96906	MS35308-308	SCREW, CAP, HEXAGON HEAD	9
02	PAOZZ	5310005319515	88044	AN960C416	WASHER, FLAT	11
03	PAOZZ	5340004780350	96906	MS9350-06	CLAMP, LOOP	1
04	PAOZZ	5305006853511	96906	MS35308-306	SCREW, CAP, HEXAGON HEAD	4
05	PAOZZ	5310009338121	96906	MS35338-139	WASHER, LOCK	12
06	PAOZZ	6920011613632	19200	9353989	GUARD, BELT	1
07	PAOZZ	5310005157449	88044	AN960C416L	WASHER, FLAT	8
08	PAOZZ	5310001849001	88044	AN960PD416L	WASHER, FLAT	2
09	A0000		19200	9353984	WIRE, BONDING SEE FIG. 6 FOR BREAKDOWN	1
10	PAOZZ	6920011618928	19200	11829259	JOINT BAR RAIL	1
11	PAOZZ	6920011618927	19200	11829261	SPLICE PLATE, TRACK	1
12	PAOZZ	2250011618929	19200	11829260	JOINT BAR, RAIL	1
13	PAOZZ	5310001834355	88044	AN960C616L	WASHER, FLAT	4
14	PAOZZ	5310009847042	96906	MS35338-141	WASHER, LOCK	4
15	PAOZZ	5305006853510	96906	MS35308-361	SCREW, CAP, HEXAGON HEAD	4
16	PAFZZ	6920011618933	19200	11829257	TRACK SECTION, TARGET	1
17	PAFZZ	9520011613559	19200	11829309	CHANNEL, STRUCTURAL	2
18	PAOZZ	5310008976145	96906	MS21083C4	NUT, SELF-LOCKING, HEXAGON	1
19	XDOZZ		19200	11829423	PLATE, IDENTIFICATION	1

END OF FIGURE

SECTION II.

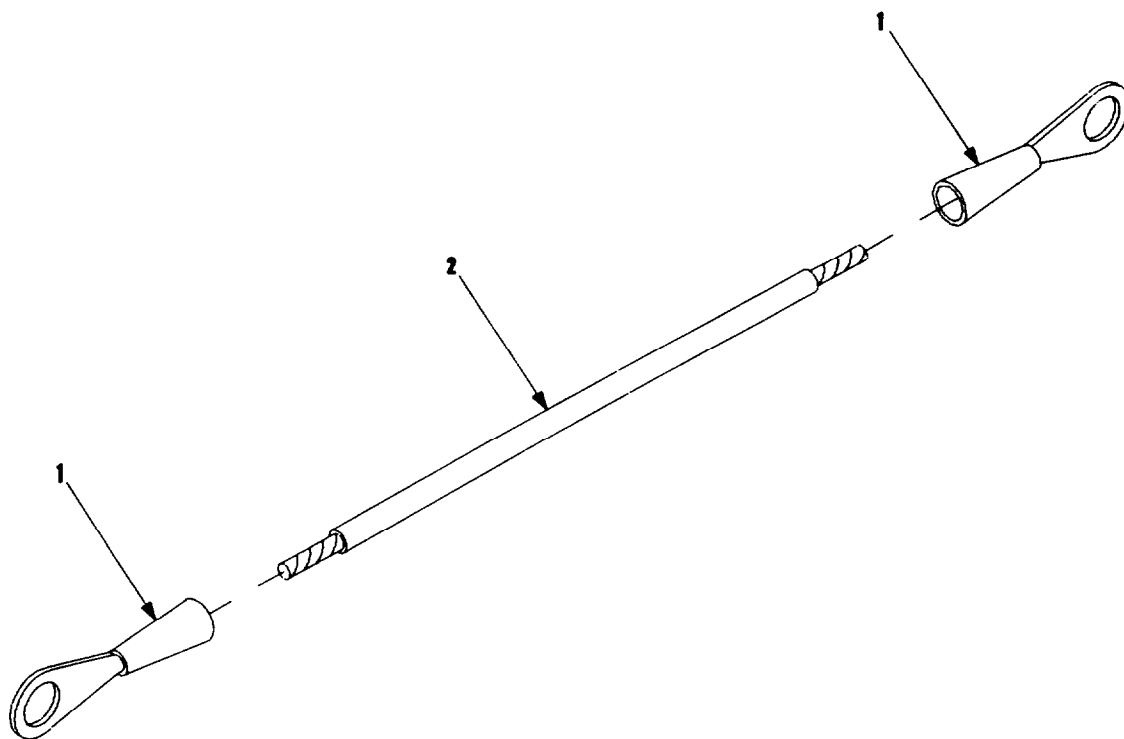


Figure 6. Wire, Bonding 9353984.

SECTION II

TM9-6920-742-24P-3

(1)	(2)	(3)	(4)	(5)	(6)	(7)
ITEM	SMR			PART		
NO	CODE	NSN	CAGEC	NUMBER	DESCRIPTION AND USABLE ON CODES (UOC)	QTY

GROUP 0401 FIG. 6

WIRE, BONDING 9353984

01	PAOZZ	5940001434777	96906	MS25036-157	TERMINAL, LUG	2
02	PAOZZ	6145010062832	81349	M22759/11-10-5	WIRE, ELECTRICAL	V

END OF FIGURE

SECTION II.

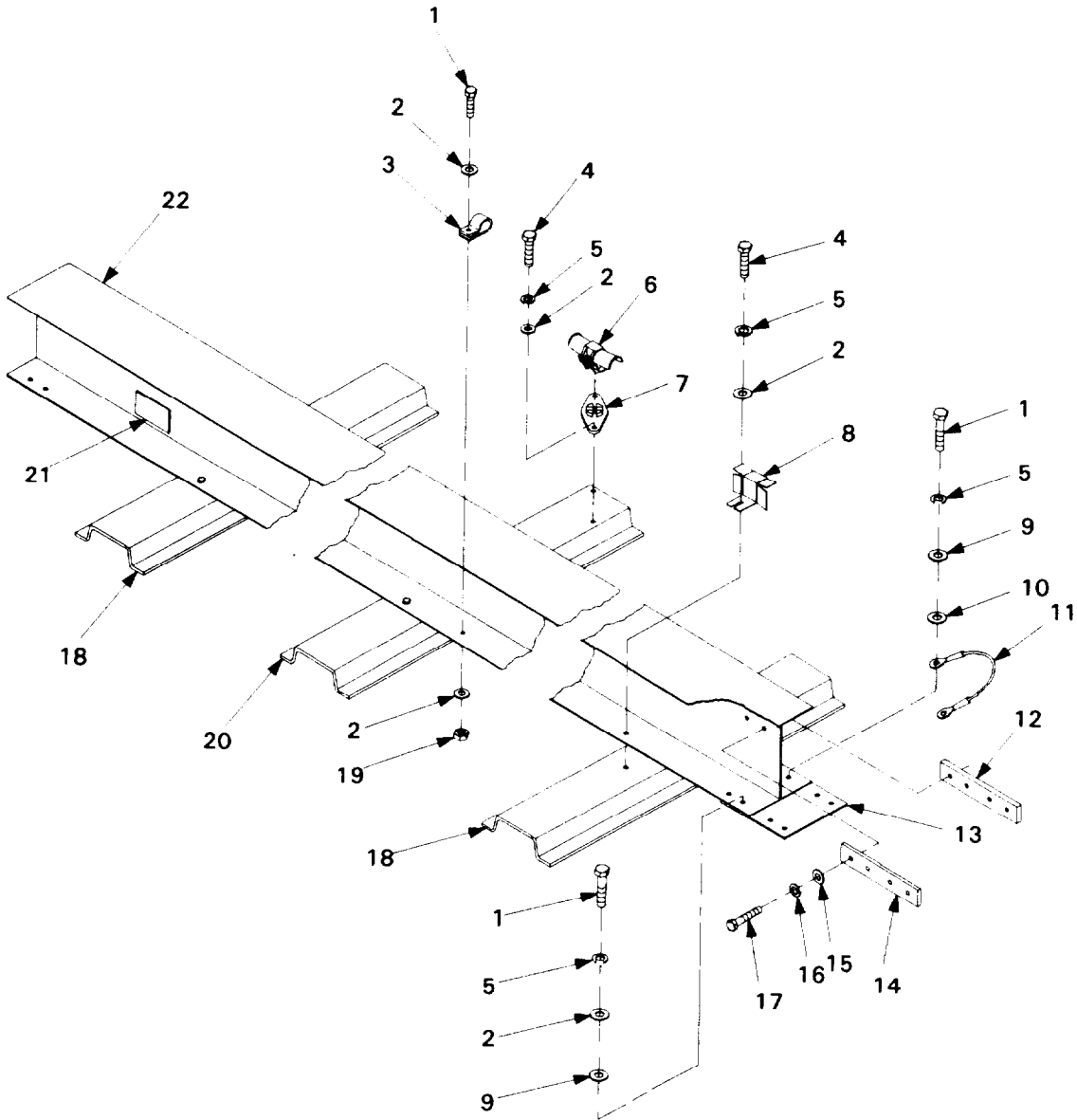


Figure 7. Track Assembly 9340980-2.

SECTION II			TM9-6920-742-24P-3		(6)	(7)
(1)	(2)	(3)	(4)	(5)		
ITEM	SMR			PART		
NO	CODE	NSN	CAGEC	NUMBER	DESCRIPTION AND USABLE ON CODES (UOC)	QTY
GROUP 05 FIG. 7						
TRACK ASSEMBLY 9340980-2						
01	PAOZZ	5305005907863	96906	MS35308-308	SCREW, CAP, HEXAGON HEAD	9
02	PAOZZ	5310005319515	88044	AN960C416	WASHER, FLAT	15
03	PAOZZ	5340004780350	96906	MS9350-06	CLAMP, LOOP	1
04	PAOZZ	5305006853511	96906	MS35308-306	SCREW, CAP, HEXAGON HEAD	8
05	PAOZZ	5310009338121	96906	MS35338-139	WASHER, LOCK	16
06	PAOZZ	5340011815947	19200	9353969	CLAMP, LOOP	1
07	PAOZZ	5340012037458	19200	9363065	PLATE, MOUNTING	1
08	PAOZZ	6920011613632	19200	9353989	GUARD, BELT	1
09	PAOZZ	5310005157449	88044	AN960C416L	WASHER, FLAT	8
10	PAOZZ	5310001849001	88044	AN960PD416L	WASHER, FLAT	2
11	A0000		19200	9353984	WIRE, BONDING SEE FIG. 8 FOR BREAKDOWN	1
12	PAOZZ	6920011618928	19200	11829259	JOINT BAR RAIL	1
13	PAOZZ	6920011618927	19200	11829261	SPLICE PLATE, TRACK	1
14	PAOZZ	2250011618929	19200	11829260	JOINT BAR, RAIL	1
15	PAOZZ	5310001834355	88044	AN960C616L	WASHER, FLAT	4
16	PAOZZ	5310009847042	96906	MS35338-141	WASHER, LOCK	4
17	PAOZZ	5305006853510	96906	MS35308-361	SCREW, CAP, HEXAGON HEAD	4
18	PAFZZ	9520011613559	19200	11829309	CHANNEL, STRUCTURAL	2
19	PAOZZ	5310008976145	96906	MS21083C4	NUT, SELF-LOCKING, HEXAGON	1
20	PAFZZ	5340012037456	19200	9363059	BRACKET, MOUNTING	1
21	XDOZZ		19200	11829423	PLATE, IDENTIFICATION	1
22	PAFZZ	6920011618933	19200	11829257	TRACK SECTION, TARGET	1

END OF FIGURE

TM 9-6920-742-24P-3
SECTION II.

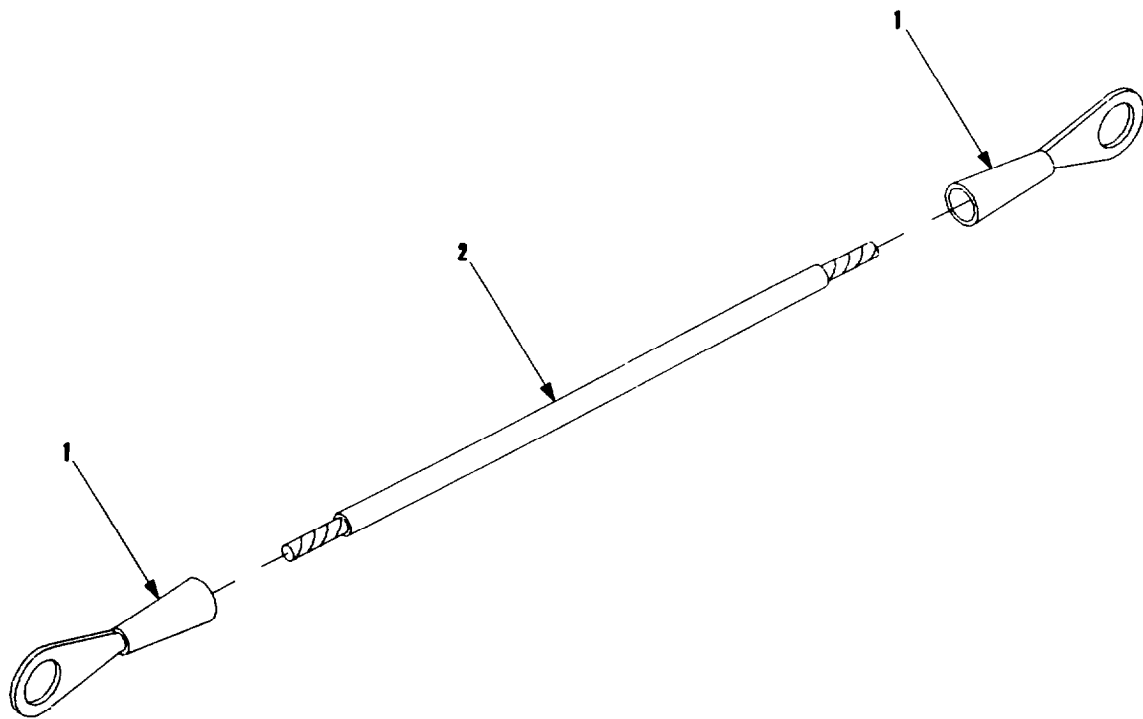


Figure 8. Wire, Bonding 9353984.

SECTION II

TM9-6920-742-24P-3

(1)	(2)	(3)	(4)	(5)	(6)	(7)
ITEM	SMR			PART		
NO	CODE	NSN	CAGEC	NUMBER	DESCRIPTION AND USABLE ON CODES (UOC)	QTY

GROUP 0501 FIG. 8

WIRE, BONDING 9353984

01	PAOZZ	5940001434777	96906	MS25036-157	TERMINAL, LUG	2
02	PAOZZ	6145010062832	81349	M22759/11-10-5	WIRE, ELECTRICAL	V

END OF FIGURE

TM 9-6920-742-24P-3
SECTION II.

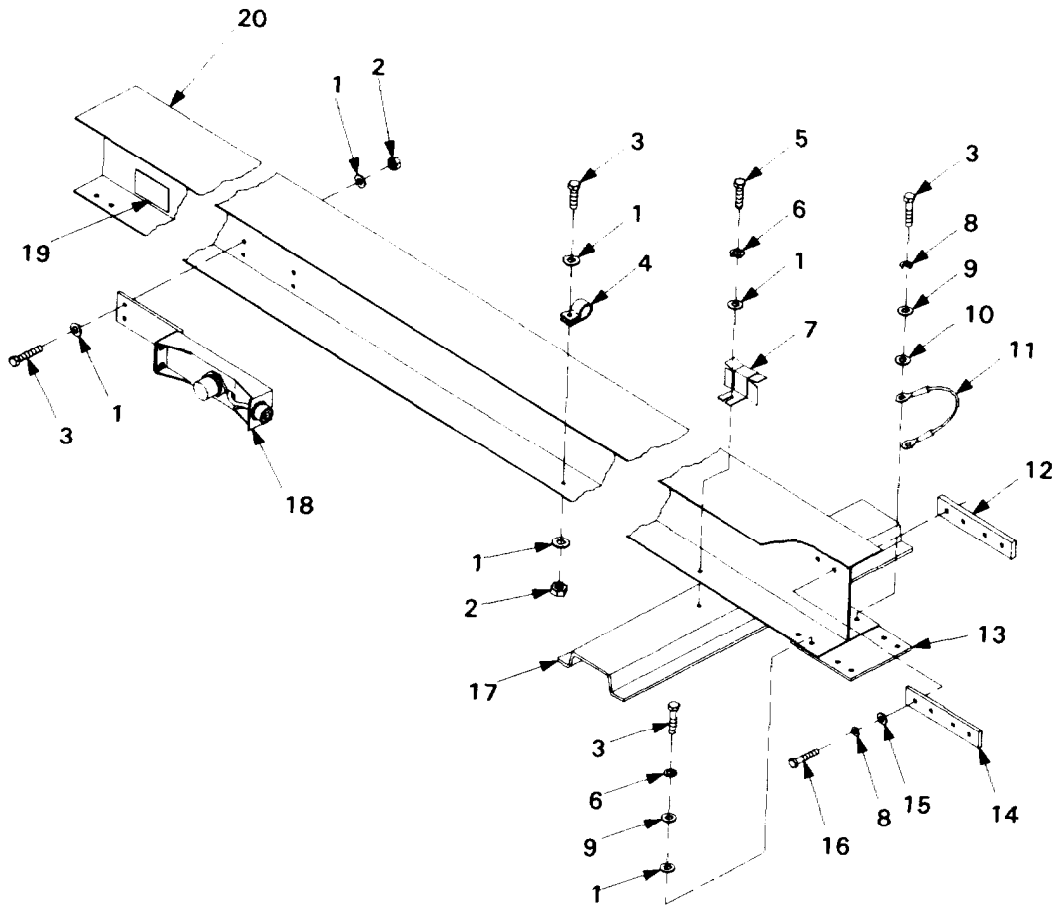


Figure 9. Track Assembly, Drive 9340981.

SECTION II

TM9-6920-742-24P-3

(1)	(2)	(3)	(4)	(5)	(6)	(7)
ITEM	SMR			PART		
NO	CODE	NSN	CAGEC	NUMBER	DESCRIPTION AND USABLE ON CODES (UOC)	QTY
GROUP 06 FIG. 9						
TRACK ASSEMBLY, DRIVE 9340981						
01	PAOZZ	5310005319515	88044	AN960C416	WASHER, FLAT	18
02	PAOZZ	5310008976145	96906	MS21083C4	NUT, SELF-LOCKING, HEXAGON	5
03	PAOZZ	5305005907863	96906	MS35308-308	SCREW, CAP, HEXAGON HEAD	13
04	PAOZZ	5340004780350	96906	MS9350-06	CLAMP, LOOP	1
05	PAOZZ	5305006853511	96906	MS35308-306	SCREW, CAP, HEXAGON HEAD	2
06	PAOZZ	5310009338121	96906	MS35338-139	WASHER, LOCK	10
07	PAOZZ	6920011613632	19200	9353989	GUARD, BELT	1
08	PAOZZ	5310009847042	96906	MS35338-141	WASHER, LOCK	4
09	PAOZZ	5310005157449	88044	AN960C416L	WASHER, FLAT	8
10	PAOZZ	5310001849001	88044	AN960PD416L	WASHER, FLAT	2
11	A0000		19200	9353984	WIRE, BONDING SEE FIG. 11 FOR BREAKDOWN	1
12	PAOZZ	6920011618928	19200	11829259	JOINT BAR RAIL	1
13	PAOZZ	6920011618927	19200	11829261	SPLICE PLATE, TRACK	1
14	PAOZZ	2250011618929	19200	11829260	JOINT BAR, RAIL	1
15	PAOZZ	5310001834355	88044	AN960C616L	WASHER, FLAT	4
16	PAOZZ	5305006853510	96906	MS35308-361	SCREW, CAP, HEXAGON HEAD	4
17	PAFZZ	9520011613559	19200	11829309	CHANNEL, STRUCTURAL	1
18	PAOOO	5340013838899	19200	9353990	BRACKET, MOUNTING SEE FIG. 10 FOR BREAKDOWN	1
19	XDOZZ		19200	11829423	PLATE, IDENTIFICATION	1
20	PAFZZ	6920011618932	19200	11829256	TRACK SECTION, TARGET	1

END OF FIGURE

SECTION II.

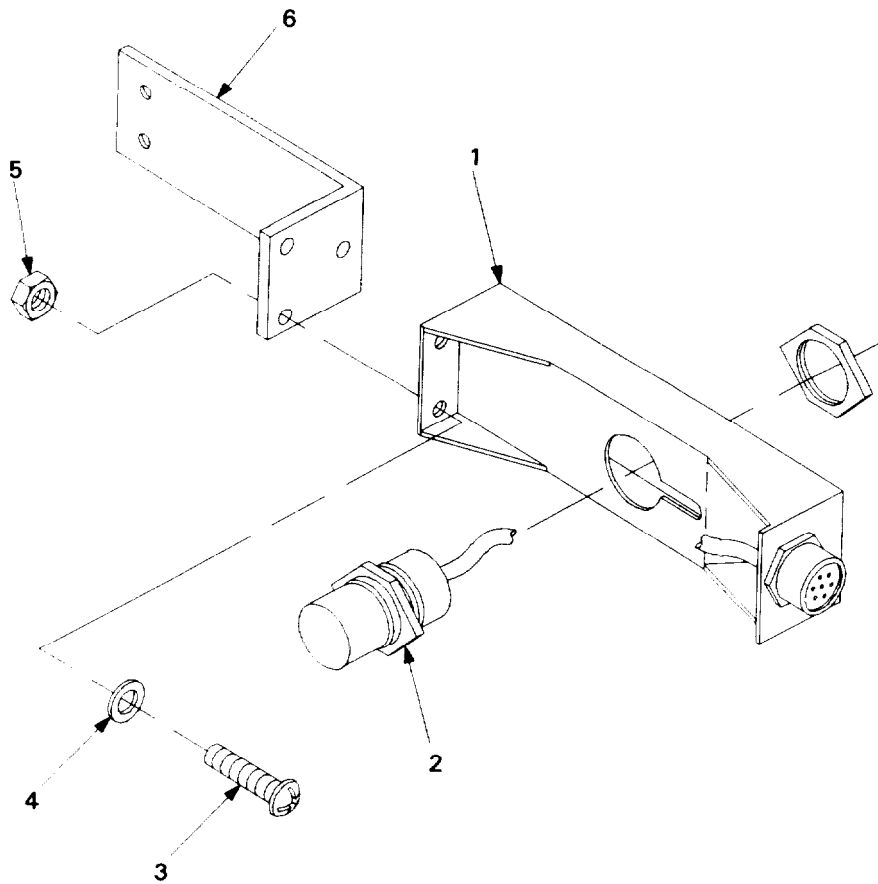


Figure 10. Bracket Assembly 9353990.

SECTION II**TM9-6920-742-24P-3**

(1)	(2)	(3)	(4)	(5)	(6)	(7)
ITEM	SMR			PART		
No	CODE	NSN	CAGEC	NUMBER	DESCRIPTION AND USABLE ON CODES (UOC)	QTY

GROUP 0601 FIG. 10

BRACKET ASSEMBLY 9353990

01	PAOZZ	5340011613633	19200	11829339	BRACKET, MOUNTING	1
02	PAOZZ	5930011613560	19200	9354033	SWITCH, PROXIMITY	1
03	PAOZZ	5305000593662	96906	MS51958-66	SCREW, MACHINE	3
04	PAOZZ	5310001670801	88044	AN960C10	WASHER, FLAT	6
05	PAOZZ	5310009261835	96906	MS21083C3	NUT, SELF-LOCKING, HEXAGON	3
06	XDOZZ	5340011681843	19200	9353991	BRACKET, ANGLE	1

END OF FIGURE

SECTION II.

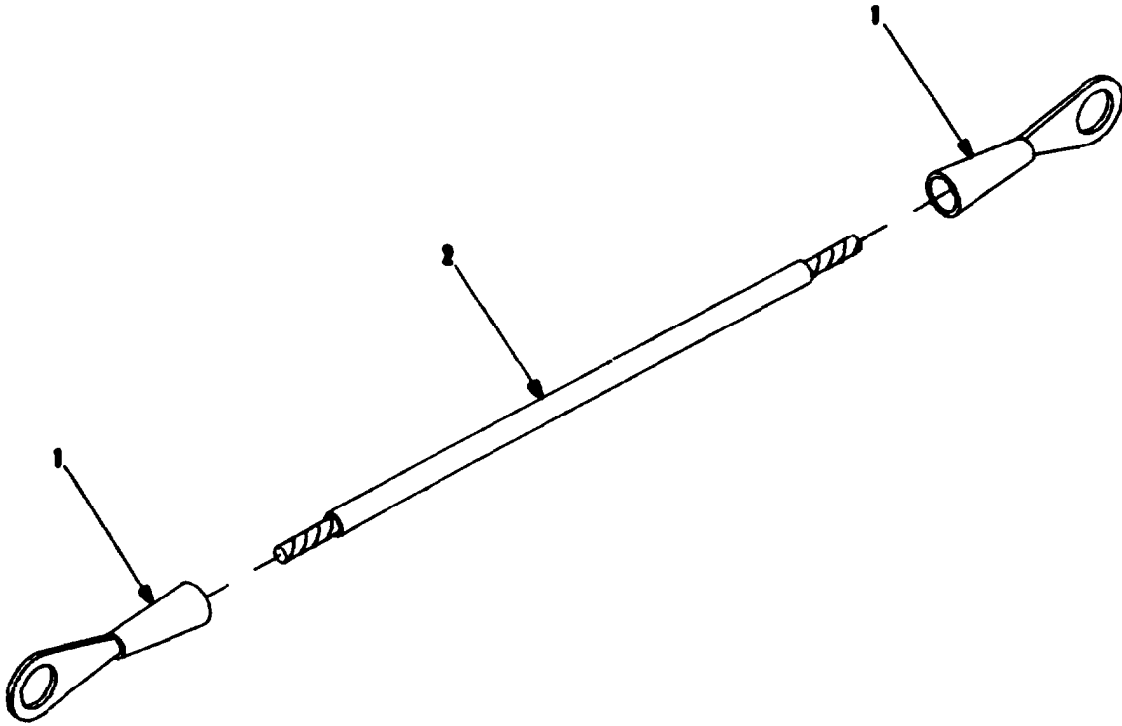


Figure 11. Wire, Bonding 9353984

SECTION II

TM9-6920-742-24P-3

(1)	(2)	(3)	(4)	(5)	(6)	(7)
ITEM	SMR			PART		
NO	CODE	NSN	CAGEC	NUMBER	DESCRIPTION AND USABLE ON CODES (UOC)	QTY

GROUP 0602 FIG. 11

WIRE, BONDING 9353984

01	PAOZZ	5940001434777	96906	MS25036-157	TERMINAL, LUG	2
02	PAOZZ	6145010062832	81349	M22759/11-10-5	WIRE, ELECTRICAL	V

END OF FIGURE

SECTION II.

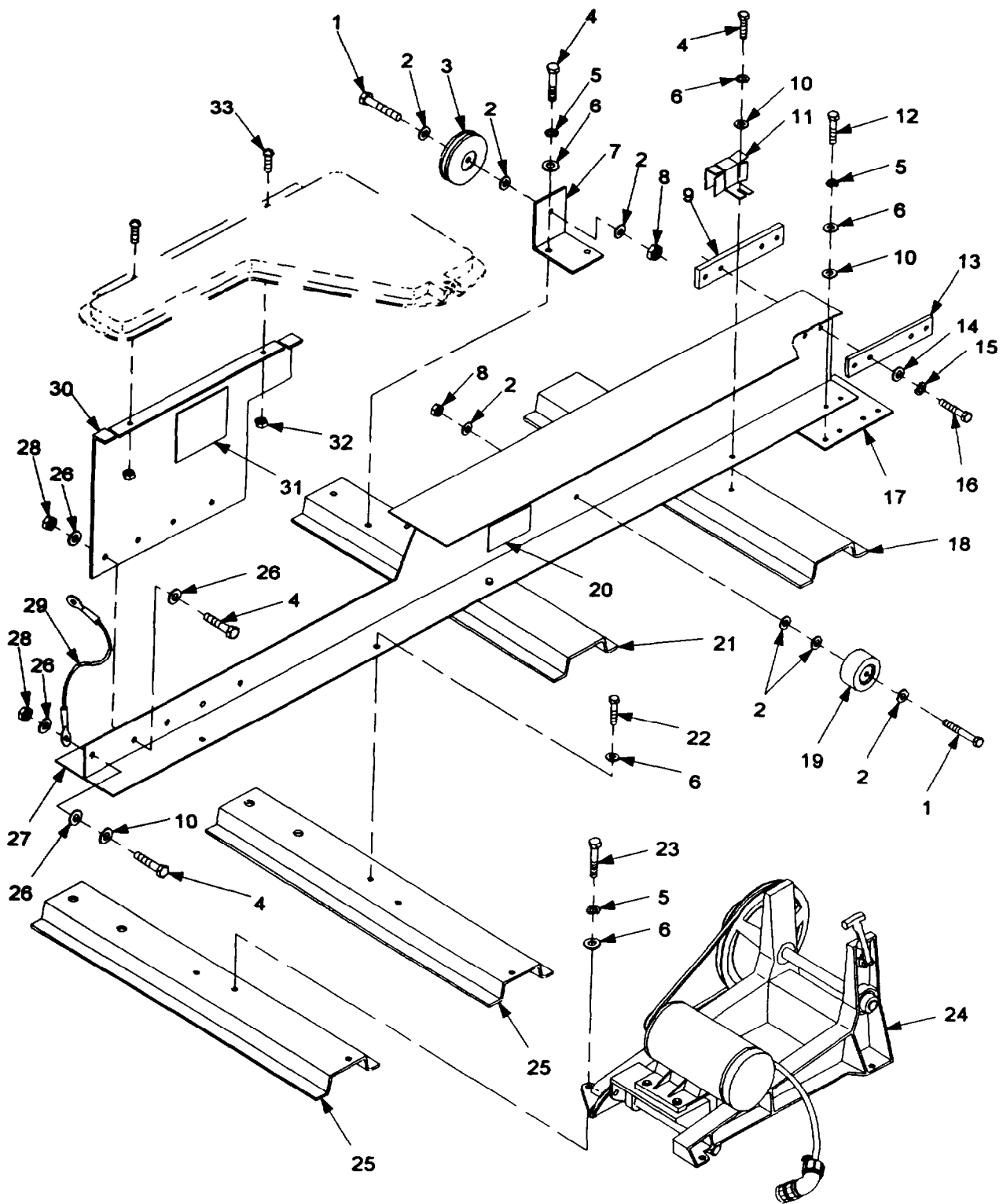


Figure 12. Track And Drive Mechanism 9340982.

SECTION II		TM9-6920-742-24P-3				
(1)	(2)	(3)	(4)	(5)	(6)	(7)
ITEM	SMR			PART		
NO	CODE	NSN	CAGEC	NUMBER	DESCRIPTION AND USABLE ON CODES (UOC)	QTY
GROUP 07 FIG. 12						
TRACK AND DRIVE MECHANISM 9340982						
01	PAOZZ	5306008380532	80205	NAS1005-20A	BOLT, MACHINE	2
02	PAOZZ	5310001670803	88044	AN960C516	WASHER, FLAT	7
03	PAOZZ	3020012044057	19200	9387199	PULLEY, GROOVE	1
04	PAOZZ	5305006853511	96906	MS35308-306	SCREW, CAP, HEXAGON HEAD	14
05	PAOZZ	5310009338121	96906	MS35338-139	WASHER, LOCK	21
06	PAOZZ	5310005319515	88044	AN960C416	WASHER, FLAT	20
07	PAOZZ	5340012044074	19200	9363055	BRACKET, ANGLE	1
08	PAOZZ	5310000203260	96906	MS21083C5	NUT, SELF-LOCKING, HEXAGON	2
09	PAOZZ	6920011618928	19200	11829259	JOINT BAR RAIL	1
10	PAOZZ	5310005157449	88044	AN960C416L	WASHER, FLAT	12
11	PAOZZ	6920011613632	19200	9353989	GUARD, BELT	1
12	PAOZZ	5305005907863	96906	MS35308-308	SCREW, CAP, HEXAGON HEAD	8
13	PAOZZ	2250011618929	19200	11829260	JOINT BAR, RAIL	1
14	PAOZZ	5310001834355	88044	AN960C616L	WASHER, FLAT	4
15	PAOZZ	5310009847042	96906	MS35338-141	WASHER, LOCK	4
16	PAOZZ	5305006853510	96906	MS35308-361	SCREW, CAP, HEXAGON HEAD	4
17	PAOZZ	6920011618927	19200	11829261	SPLICE PLATE, TRACK	1
18	PAFZZ	9520011613559	19200	11829309	CHANNEL, STRUCTURAL	1
19	PAOZZ	3020011613634	19200	9354110	PULLEY, IDLER	1
20	XDOZZ		19200	11829423	PLATE, IDENTIFICATION	1
21	PAFZZ	5340012037456	19200	9363059	BRACKET, MOUNTING	1
22	PAFZZ	5305000593677	96906	MS51958-81	SCREW, MACHINE	1
23	PAFZZ	5305006882018	96906	MS35308-307	SCREW, CAP, HEXAGON HEAD	4
24	PAOFF	3010011618656	19200	9340977	ACTUATOR, ELECTRO- MECHANICAL, SEE FIG. 13 FOR BREAKDOWN	1
25	PAFZZ	2510011618655	19200	11829312	FRAME SECTION, STRUCTURAL	2
26	PAOZZ	5310001849001	88044	AN960PD416L	WASHER, FLAT	3
27	PAFZZ	6920011618926	19200	11829255	TRACK SECTION, DRIVE	1
28	PAOZZ	5310008976145	96906	MS21083C4	NUT, SELF-LOCKING, HEXAGON	5
29	A0000		19200	9353984	WIRE, BONDING SEE FIG. 17 FOR BREAKDOWN	2
30	PAOZZ	5340011666723	19200	11829300	BRACKET, ANGLE	1
31	PAOZZ	7690011618773	19200	9354239	DECAL	1
32	PAOZZ	5310009349765	96906	MS35650-304	NUT, PLAIN, HEXAGON	2
33	PAOZZ	5305000593661	96906	MS51958-65	SCREW, MACHINE	2

END OF FIGURE

SECTION II.

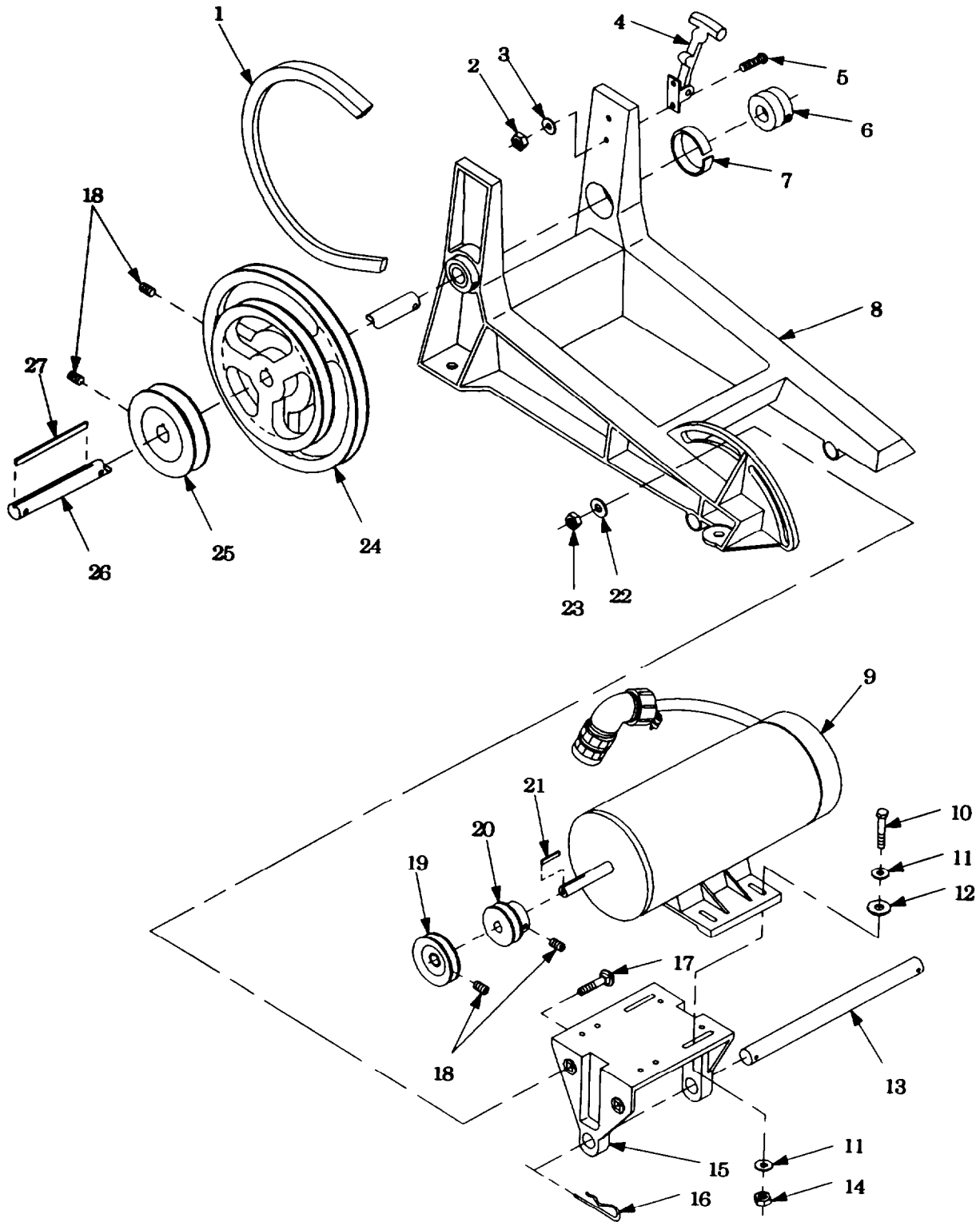


Figure 13. Actuator, Electro-Mechanical 9340977.

SECTION II

TM9-6920-742-24P-3

(1)	(2)	(3)	(4)	(5)	(6)	(7)
ITEM	SMR			PART		
ND	CODE	NSN	CAGEC	NUMBER	DESCRIPTION AND USABLE ON CODES (UOC)	QTY

GROUP 0701 FIG. 13

ACTUATOR, ELECTROMECHANICAL 9340977

01	PAOZZ	3030011618783	19200	9354003	BELT, V	1
02	PAOZZ	5310009259646	96906	MS2103C06	NUT, SELF-LOCKING, HEXAGON	2
03	PAOZZ	5310006389857	88044	AN960C6L	WASHER, FLAT	2
04	PAOZZ	5340011618880	19200	9354006	CATCH, CLAMPING	1
05	PAOZZ	5305000546658	96906	MS51957-34	SCREW, MACHINE	2
06	PAFZZ	3040011618842	19200	9353964	COLLAR, SHAFT	2
07	PAFZZ	5365011760738	19200	9354022	RING, TOLERANCE	2
08	PAFZZ	6920011618930	19200	11829330	BASE FRAME, MOTOR MOUNT	1
09	PAOOO	6105011618658	19200	9354017	MOTOR, DIRECT CURRENT, SEE FIG. 14 FOR BREAKDOWN	1
10	PAOZZ	5305004562430	96906	MS35308-310	SCREW, CAP, HEXAGON HEAD	4
11	PAOZZ	5310005319515	88044	AN960C416	WASHER, FLAT	8
12	PAOZZ	5310008024701	96906	MS15795-813	WASHER, FLAT	4
13	PAFZZ	3040011661107	19200	11829328	SHAFT, STRAIGHT	1
14	PAOZZ	53100008976145	96906	MS21083C4	NUT, SELF-LOCKING, HEXAGON	4
15	XDFZZ		19200	11829329	BASE, MOTOR MOUNT	1
16	PAFZZ	5315001942455	88044	AN415-2	PIN, LOCK	2
17	PAFZZ	5306008162441	96906	MS35751-71	BOLT, SQUARE NECK	2
18	PAOZZ	5305011666896	96906	MS18064-38	SETSCREW	4
19	PAOZZ	3020011618951	19200	9354002	PULLEY, GROOVE	1
20	PAOZZ	3020011618826	19200	9354031	PULLEY, GROOVE	1
21	PAOZZ	5315007304572	96906	MS20066-146	KEY, MACHINE	1
22	PAFZZ	5310011073589	96906	MS25440-6A	WASHER, FLAT	2
23	PAFZZ	5310009146028	96906	MS51922-18	NUT, SELF-LOCKING, HEXAGON	2
24	PAOZZ	3020011618827	19200	9354008	PULLEY, CONE	1
25	PAOZZ	3020011618950	19200	9354013	PULLEY, GROOVE	1
26	PAFZZ	3040011676586	19200	11829327	SHAFT, STRAIGHT	1
27	PAOZZ	5315011695838	19200	9354018-4	KEY, MACHINE	1

END OF FIGURE

TM 9-6920-742-24P-3
SECTION II.

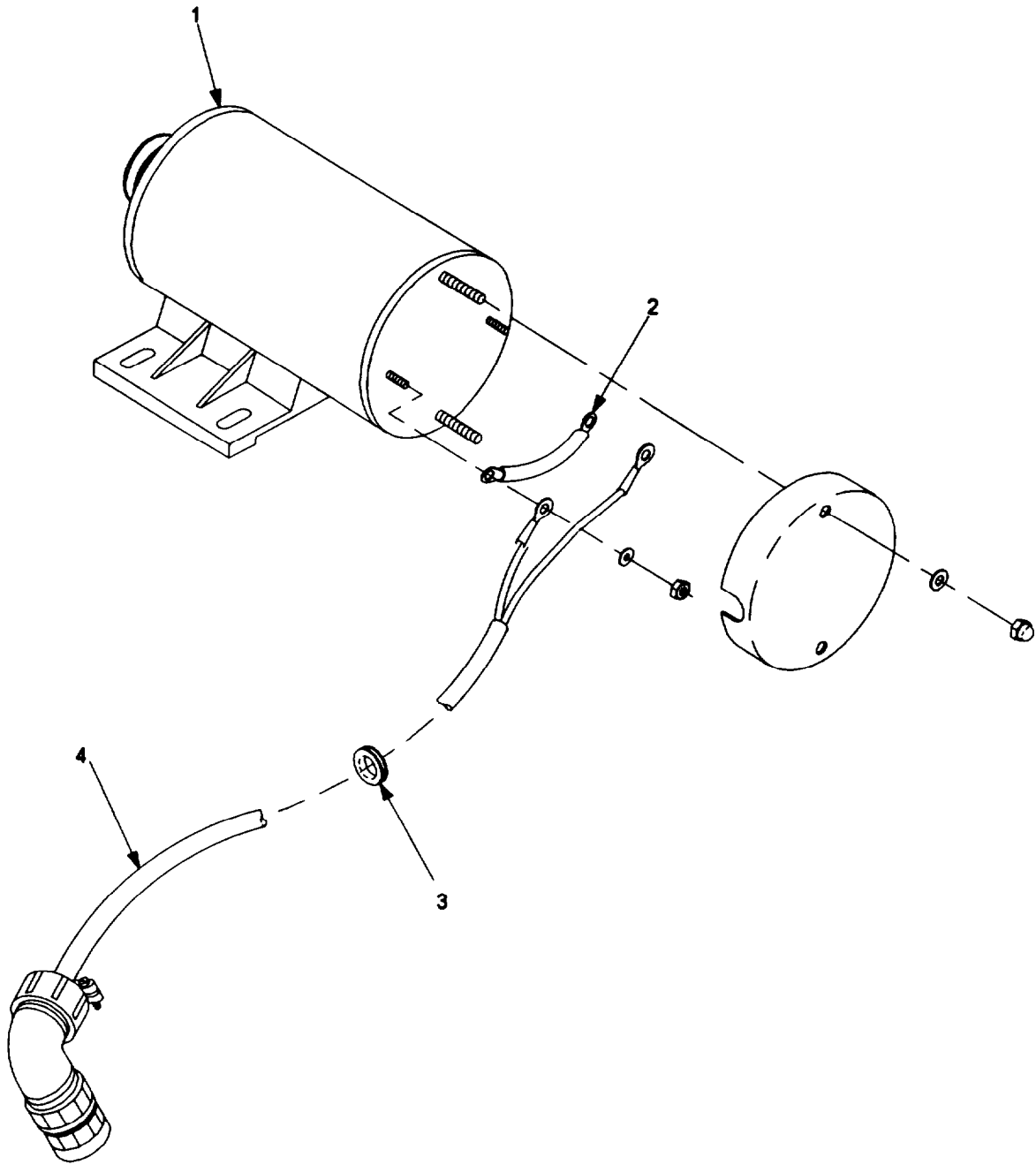


Figure 14. Motor, Direct Current 9354017.

SECTION II

TM9-6920-742-24P-3

(1)	(2)	(3)	(4)	(5)	(6)	(7)
ITEM	SMR			PART		
NO	CODE	NSN	CAGEC	NUMBER	DESCRIPTION AND USABLE ON CODES (UOC)	PTY

GROUP 070101 FIG. 14

MOTOR, DIRECT CURRENT 9354017

01	XAOZZ		19200	9354000	MOTOR, DIRECT	1
02	AFOFF	6920012514843	19200	9387289	SUPPRESSOR ASSEMBLY SEE FIG. 16	1
					FOR BREAKDOWN	
03	PAOZZ	5325000743301	96906	MS21266-2N	GROMMET, NONMETALLIC	V
04	PAOFF	5995011618754	19200	9354019	CABLE ASSEMBLY, SPECIAL, SEE FIG.	1
					15 FOR BREAKDOWN	

END OF FIGURE

SECTION II.

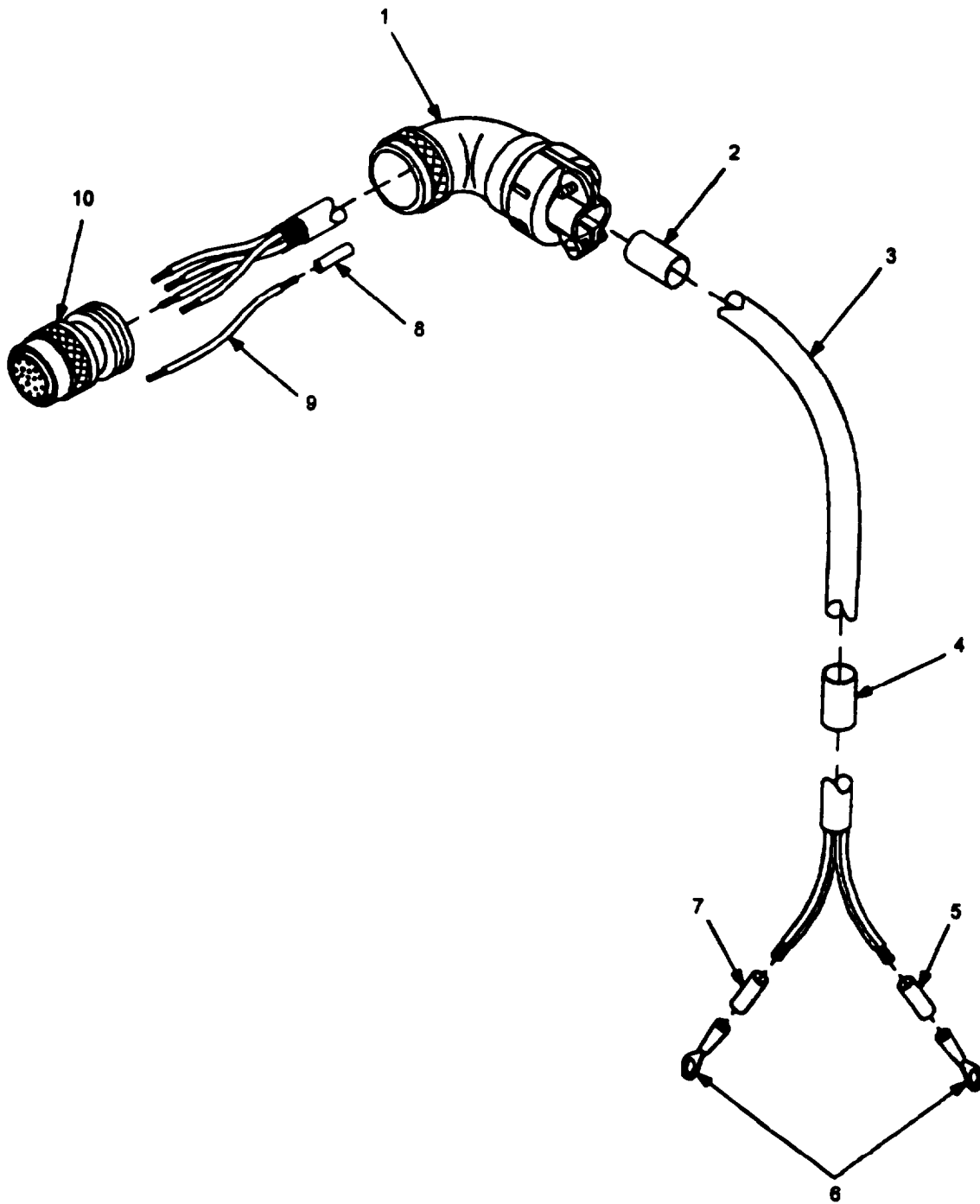


Figure 15. Cable Assembly, Special 9354019.

SECTION II			TM9-6920-742-24P-3			
(1)	(2)	(3)	(4)	(5)	(6)	(7)
ITEM	SMR			PART		
NO	CODE	NSN	CAGEC	NUMBER	DESCRIPTION AND USABLE ON CODES (UOC)	QTY
GROUP 07010101 FIG. 15						
CABLE ASSEMBLY, SPECIAL 9354019						
01	XDFZZ		19200	9354029	BACKSHELL, CABLE SEALING	1
02	MFFZZ	5970000573545	81349	M23053/5-109-4	INSULATION SLEEVING USE NSN 5970000573545	1
03	PAFZZ	6145013820997	19200	9363135-5	CABLE, SPECIAL PURPOSE	V
04	XDFZZ		81349	M23053/5-109-0	INSULATION SLEEVING	V
05	MFFZZ		19200	9354172-8	MARKER, IDENTIFICATION, USE INSULATION SLEEVING, NSN 5970-00- 052-3301	1
06	PAFZZ	5940001434777	96906	MS25036-157	TERMINAL, LUG	2
07	MFFZZ		19200	9354172-9	MARKER, IDENTIFICATION, USE INSULATION SLEEVING, NSN 5970-00- 052-3301	1
08	PAFZZ	5970011626918	81349	M23053/5-305-0	INSULATION SLEEVING	V
09	PAFZA	6145000138651	81349	M22759/11-16-9	WIRE, ELECTRICAL	V
10	PAFZZ	5935009137256	96906	MS3126E18-11P	CONNECTOR, PLUG, ELECTRICAL	1

END OF FIGURE

TM 9-6920-742-24P-3
SECTION II.

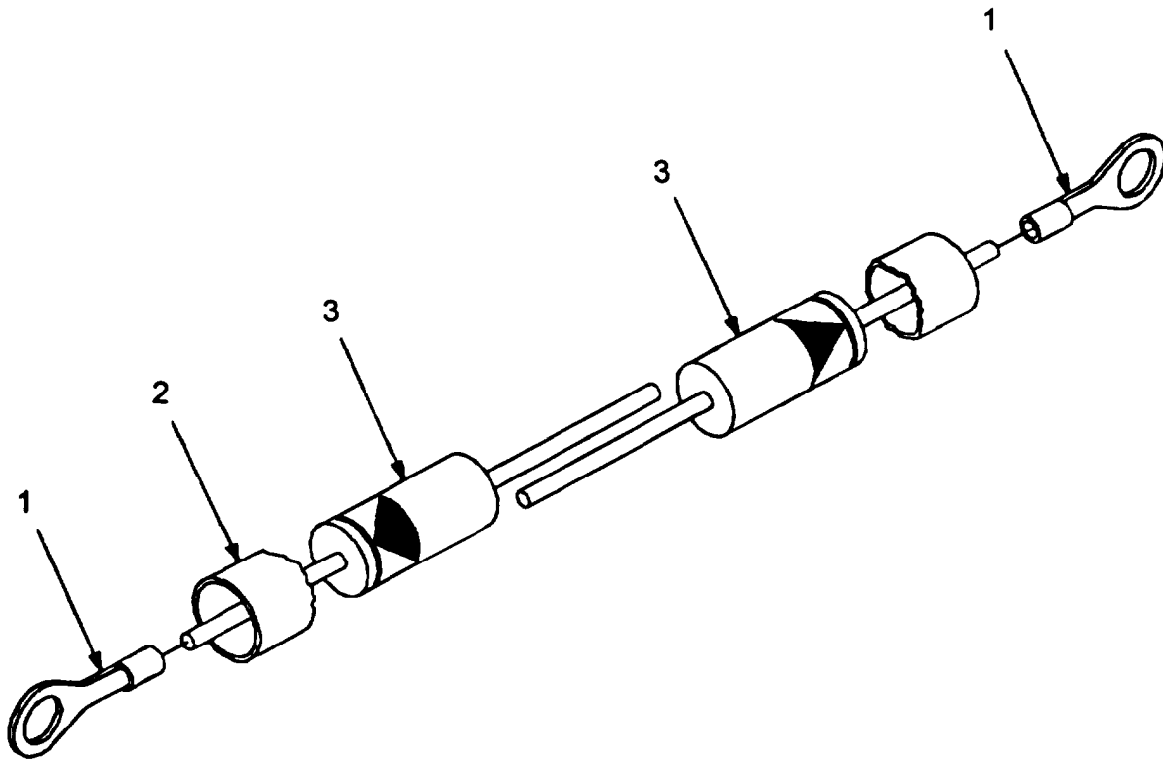


Figure 16. Suppressor Assembly 9387289.

SECTION II			TM9-6920-742-24P-3			
(1)	(2)	(3)	(4)	(5)	(6)	(7)
ITEM	SMR			PART		
NO	CODE	N S N	CAGEC	NUMBER	DESCRIPTION AND USABLE ON CODES (UOC)	QTY
GROUP 07010102 FIG. 16						
SUPPRESSOR ASSEMBLY 9387289						
01	PAFZZ	5940005310530	96906	MS77074-7	TERMINAL, LUG	2
02	PAFZZ	5970007276728	81349	M23053/5-207-C	INSULATION SLEEVING	V
03	PAFZZ	5961011659700	81349	JAN1N5651A	SEMICONDUCTOR DEVICE	2

END OF FIGURE

SECTION II.

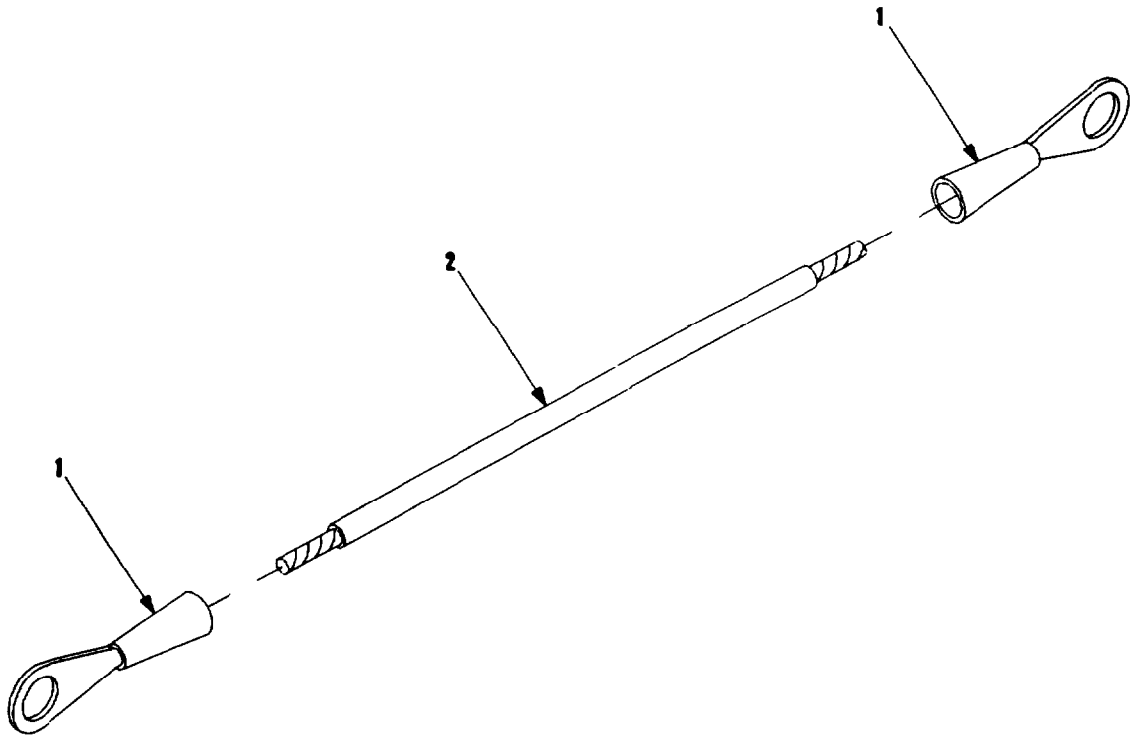


Figure 17. Wire, Bonding 9353984.

SECTION II

TM9-6920-742-24P-3

(1)	(2)	(3)	(4)	(5)	(6)	(7)
ITEM	SMR		PART			
NO	CODE	NSN	CAGEC	NUMBER	DESCRIPTION AND USABLE ON CODES (UOC)	QTY

GROUP 0702 FIG. 17

WIRE, BONDING 9353984

01	PAOZZ	5940001434777	96906	MS25036-157	TERMINAL, LUG	2
02	PAOZZ	6145010062832	81349	M22759/11-10-5	WIRE, ELECTRICAL	v

END OF FIGURE

SECTION II.

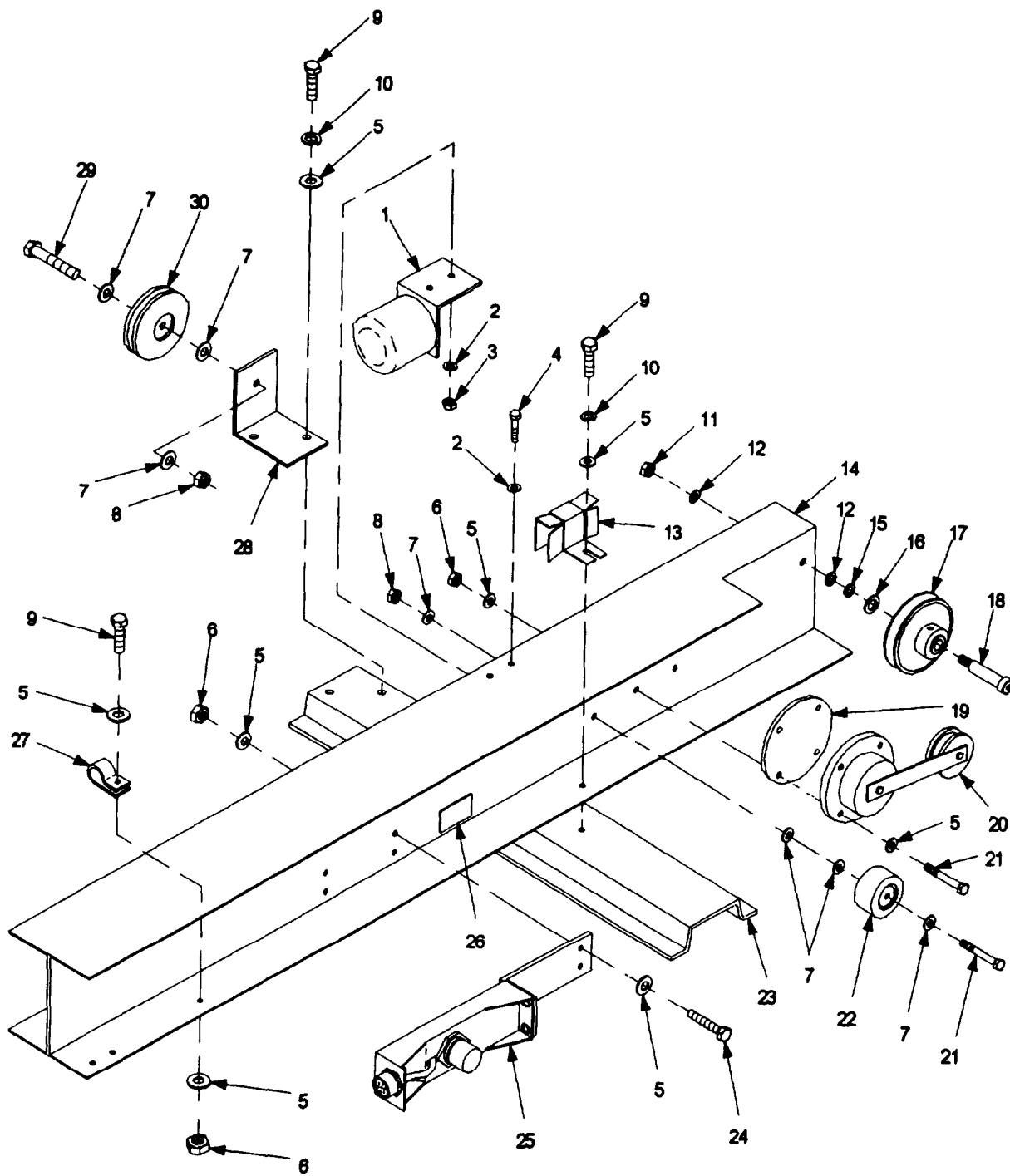


Figure 18. Track Assembly, Return 9340978.

SECTION II

TM9-6920-742-24P-3

(1)	(2)	(3)	(4)	(5)	(6)	(7)
ITEM	SMR			PART		
NO	CODE	NSN	CAGEC	NUMBER	DESCRIPTION AND USABLE ON CODES(UOC)	QTY

GROUP 08 FIG. 18

TRACK ASSEMBLY, RETURN 9340978

01	PAOZZ	5340013838743	19200	9353993	BUMPER, NONMETALLIC	1
02	PAOZZ	5310001670804	88044	AN960C616	WASHER,FLAT	4
03	PAOZZ	5310009564549	96906	MS21083C6	NUT,SELF-LOCKING, HEXAGON	2
04	PAOZZ	5305006804262	96906	MS35308-360	SCREW,CAP,HEXAGON HEAD	2
05	PAOZZ	5310005319515	88044	AN960C416	WASHER,FLAT	22
06	PAOZZ	5310008976145	96906	MS21083C4	NUT,SELF-LOCKING, HEXAGON	9
07	PAOZZ	5310001670803	88044	AN960C516	WASHER,FLAT	V
08	PAOZZ	5310000203260	96906	MS21083C5	NUT,SELF-LOCKING, HEXAGON	2
09	PAOZZ	5305006853511	96906	MS35308-306	SCREW,CAP,HEXAGON HEAD	5
10	PAOZZ	5310009338121	96906	MS35338-139	WASHER,LOCK	9
11	PAOZZ	5310004776768	96906	MS35649-2384	NUT,PLAIN,HEXAGON	1
12	PAOZZ	5310001834355	88044	AN960C616L	WASHER,FLAT	2
13	PAOZZ	6920011613632	19200	9353989	GUARD,BELT	1
14	PAFZZ	6920011613631	19200	11829258	TRACK SECTION, RETURN	1
15	PAOZZ	5310008024701	96906	MS15795-813	WASHER,FLAT	1
16	PAOZZ	5310001670806	88044	AN960C816	WASHER,FLAT	V
17	PAOZZ	3020012044057	19200	9387199	PULLEV,GROOVE	1
18	PAOZZ	5305000546656	96906	MS51957-32	SCREW,MACHINE	1
19	PAOZZ	5365012044093	19200	9363100	SPACER,PLATE	1
20	PAOZZ	6920012037457	19200	9363102	TENSIONER	1
21	PAOZZ	5305004562430	96906	MS35308-310	SCREW,CAP,HEXAGON HEAD	4
22	PAOZZ	3020011613634	19200	9354110	PULLEY,IDLER	1
23	PAFZZ	5340012037456	19200	9363059	BRACKET,MOUNTING	1
24	PAOZZ	5305005907863	96906	MS35308-308	SCREW,CAP,HEXAGON HEAD	4
25	PAOOZ	5340013838899	19200	9353990	BRACKET, MOUNTING SEE FIG. 19 FOR BREAKDOWN	1
26	XDOZZ		19200	11829423	PLATE, IDENTIFICATION	1
27	PAOZZ	5340004780350	96906	MS9350-06	CLAMP,LOOP	1
28	PAOZZ	5340012044074	19200	9363055	BRACKET,ANGLE	1
29	PAOZZ	5306008380532	80205	NAS1005-20A	BOLT,MACHINE	2
30	PBOZZ	3020011618825	19200	9353996	PULLEY,GROOVE	1

END OF FIGURE

SECTION II.

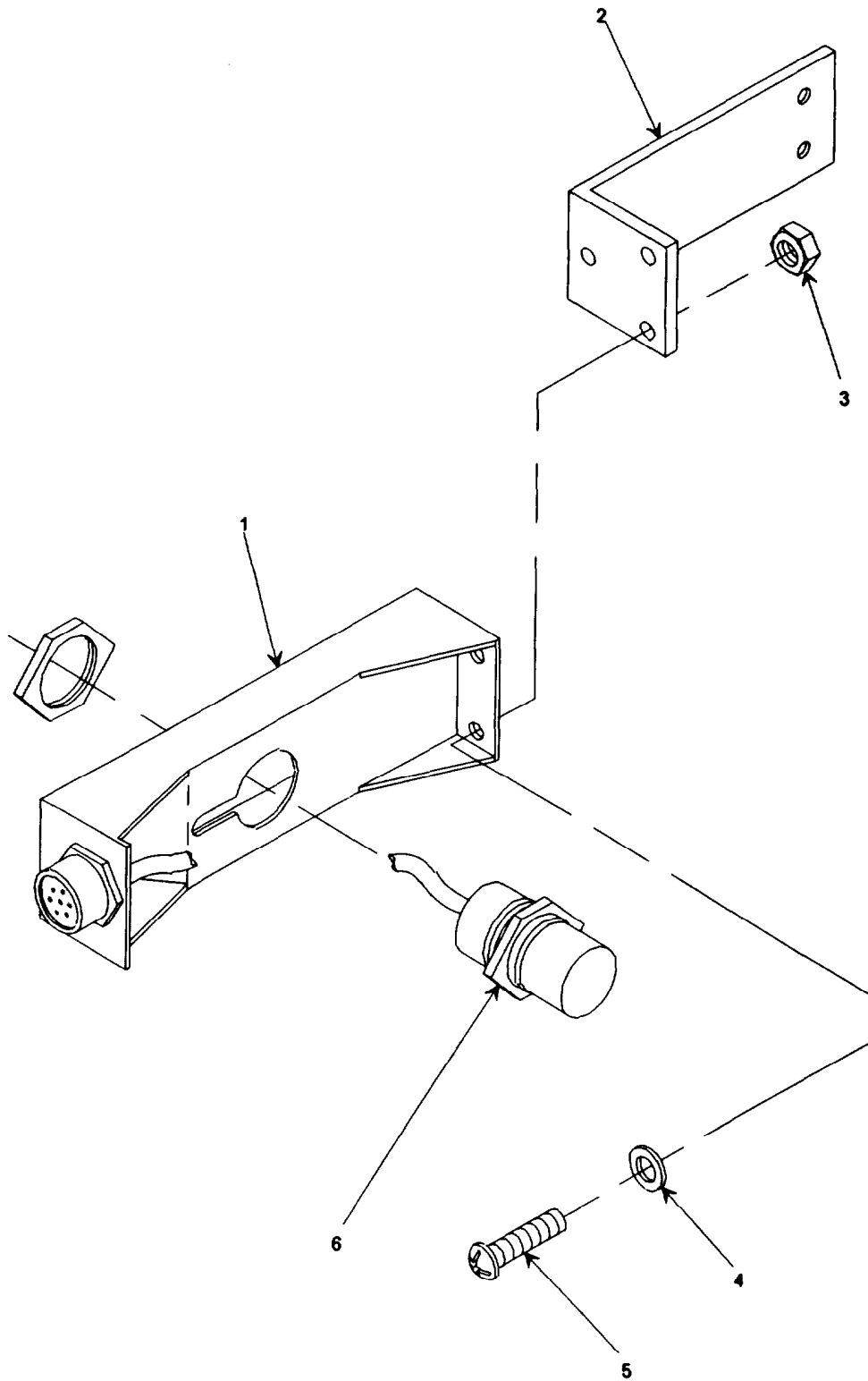


Figure 19. Bracket Assembly 9353990.

SECTION II

TM9-6920-742-24P-3

(1)	(2)	(3)	(4)	(5)	(6)	(7)
ITEM	SMR			PART		
NO	CODE	NSN	CAGEC	NUMBER	DESCRIPTION AND USABLE ON CODES(UOC)	QTY
GROUP 0801 FIG. 19						
BRACKET ASSEMBLY 9353990						
01	PAOZZ	5340011613633	19200	11829339	BRACKET,MOUNTING	1
02	XDOZZ	5340011681843	19200	9353991	BRACKET,ANGLE	1
03	PAOZZ	5310009261835	96906	MS21083C3	NUT,SELF-LOCKING, HEXAGON	3
04	PAOZZ	5310001670801	88044	AN960C10	WASHER,FLAT	6
05	PAOZZ	5305000593662	96906	MS51958-66	SCREW,MACHINE	3
06	PAOZZ	5930011613560	19200	9354033	SWITCH,PROXIMITY	1

END OF FIGURE

SECTION II.

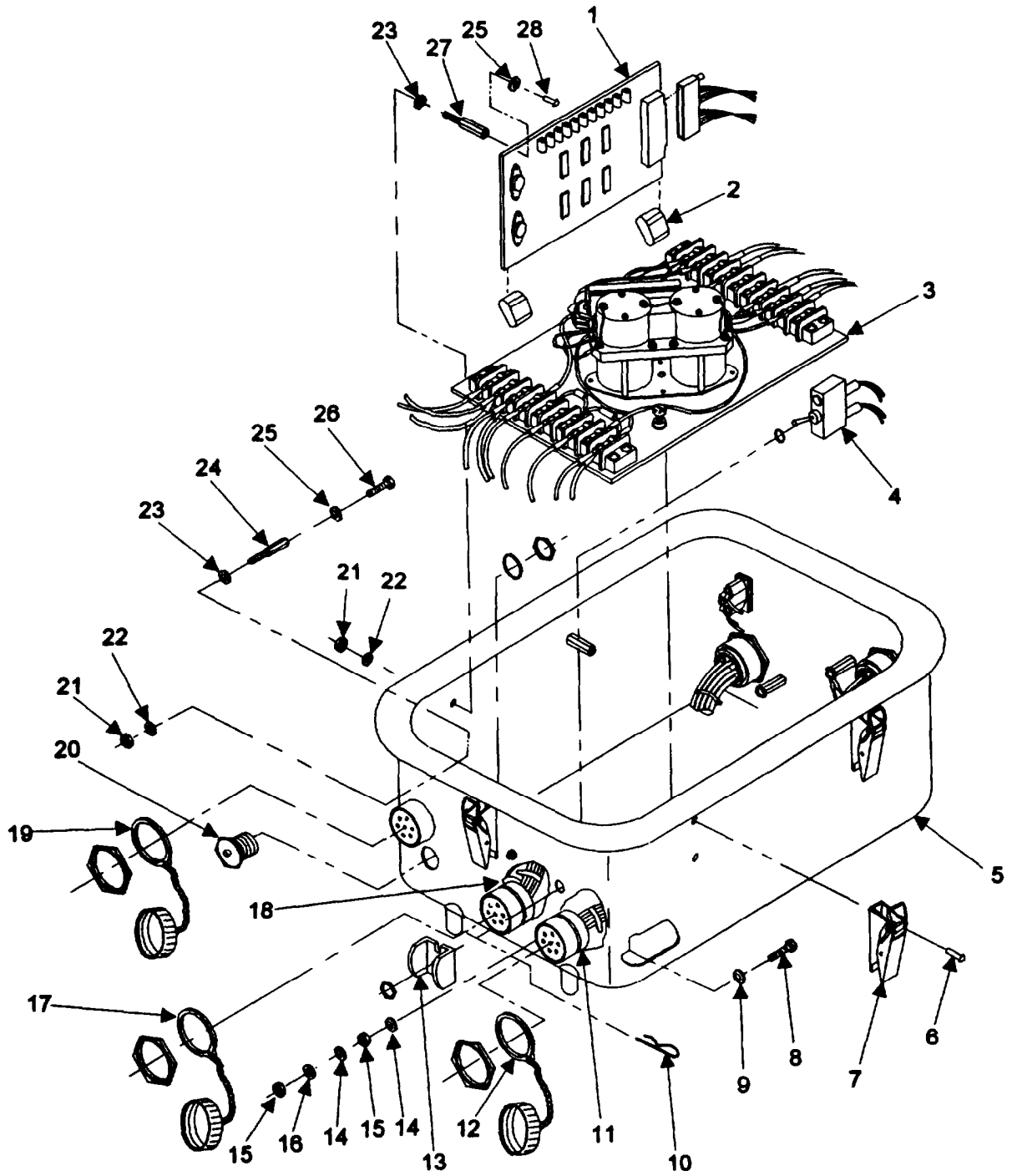


Figure 20. Electronic Component 11829457 (Sheet 1 of 2).

SECTION II.

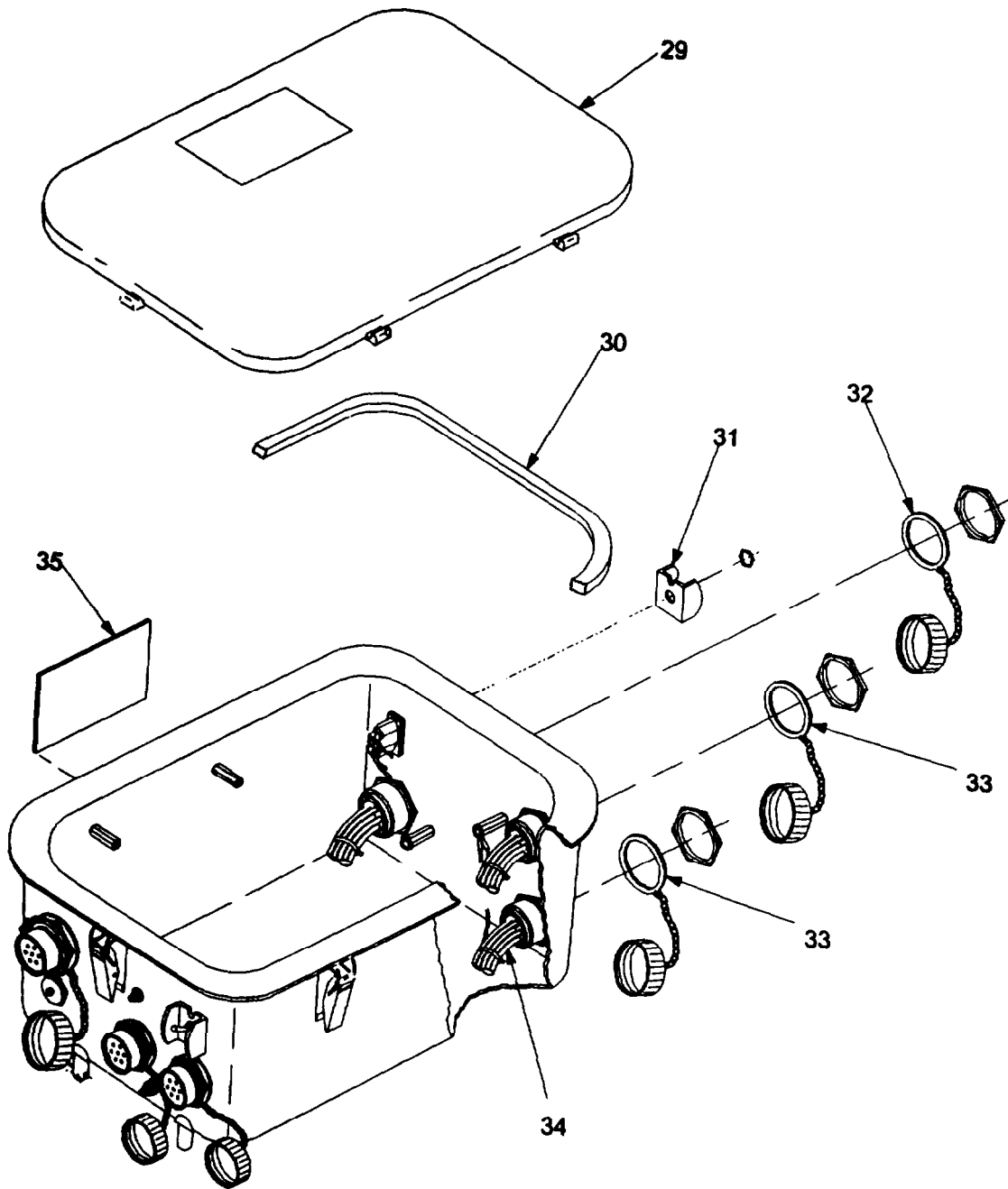


Figure 20. Electronic Component 11829457 (Sheet 2 of 2).

SECTION II		TM9-6920-742-24P-3				
(1)	(2)	(3)	(4)	(5)	(6)	(7)
ITEM	SMR			PART		
NO	CODE	NSN	CAGEC	NUMBER	DESCRIPTION AND USABLE ON CODES(UOC)	QTY
GROUP 09 FIG. 20						
ELECTRONIC COMPONENT 11829457						
01	PAFZZ	5999011618894	19200	11829631	CIRCUIT CARD ASSEMBLY	1
02	PAFZZ	5998011618659	19200	9354179	HOLDER,ELECTRICAL CIRCUIT	2
03	PAFFF	5999011618861	19200	9353928	CHASSIS,ELECTRICAL- ELECTRONIC, SEE FIG. 21 FOR BREAKDOWN	1
04	AFOFF		19200	9353925	CIRCUIT BREAKER SEE FIG. 26 FOR BREAKDOWN	1
05	XDFZZ		19200	11829458	HOUSING ASSEMBLY	1
06	PAFZZ	5320004902238	81349	M24243/6-A503H	RIVET,BLIND	12
07	PAFZZ	5340011582275	19200	11829368	CATCH,CLAMPING	6
08	PAFZZ	5305006882018	96906	MS35308-307	SCREW,CAP,HEXAGON HEAD	1
09	PAFZZ	5330000093949	80205	NAS1523AA4B	PACKING WITH RETAINER	1
10	PAFZZ	5315001942455	88044	AN415-2	PIN,LOCK	2
11	AFFFF		19200	9353937	CABLE ASSEMBLY, SPECIAL,SEE FIG. 28 FOR BREAKDOWN	1
12	PAOZZ	5935011862359	96906	MS3181-18NA	COVER,ELECTRICAL CONNECTOR	1
13	XDOZZ		19200	9353956	GUARD, SWITCH	1
14	PAFZZ	5310001411795	88044	AN960-416	WASHER,FLAT	2
15	PAOZZ	5310008976145	96906	MS21083C4	NUT,SELF-LOCKING, HEAD	2
16	PAFZZ	5310001849001	88044	AN960PD416L	WASHER,FLAT	1
17	PAOZZ	5935011366572	96906	MS3181-16NA	COVER,ELECTRICAL CONNECTOR	1
18	AFFFF		19200	9353950	CABLE ASSEMBLY SEE FIG. 29 FOR BREAKDDWN	1
19	PAOZZ	5935011192885	96906	MS3181-20NA	COVER,ELECTRICAL CONNECTOR	1
20	PAOZZ	4820011588364	19200	11829389	VALVE,VENT	1
21	PAFZZ	5310009261835	96906	MS21083C3	NUT,SELF-LOCKING, HEXAGON	6
22	PAFZZ	5310005319514	88044	AN960C6	WASHER,FLAT	6
23	PAFZZ	5330000093948	80205	NAS1523AA3B	PACKING WITH RETAINER	6
24	PAFZZ	6920011618935	19200	11829414-3	STANDOFF	1
25	PAFZZ	5310009296395	96906	MS35338-136	WASHER,LOCK	6
26	PAFZZ	5305000546650	96906	MS51957-26	SCREW,MACHINE	1
27	PAFZZ	6920011588637	19200	11829414-1	STANDOFF	5
28	PAFZZ	5305000546652	96906	MS51957-28	SCREW,MACHINE	5
29	PAOZZ	5340011681265	19200	11829460	COVER,ACCESS	1
30	PAOZZ	5330012044043	19200	9387226	GASKET	1
31	PAFZZ	5930012092991	19200	9387204	GUARD,SWITCH	1
32	PAOZZ	5935011386462	96906	MS3181-22NA	COVER,ELECTRICAL CONNECTOR	1
33	PAOZZ	5935011593319	96906	MS3181-14NA	COVER,ELECTRICAL CONNECTOR	2
34	PAFFZ	6150013829572	19200	11829463	WIRING HARNESS SEE FIG. 27 FOR BREAKDDWN	1
35	XDOZZ		19200	11829423	PLATE, IDENTIFICATIDN	1

END OF FIGURE

SECTION II.

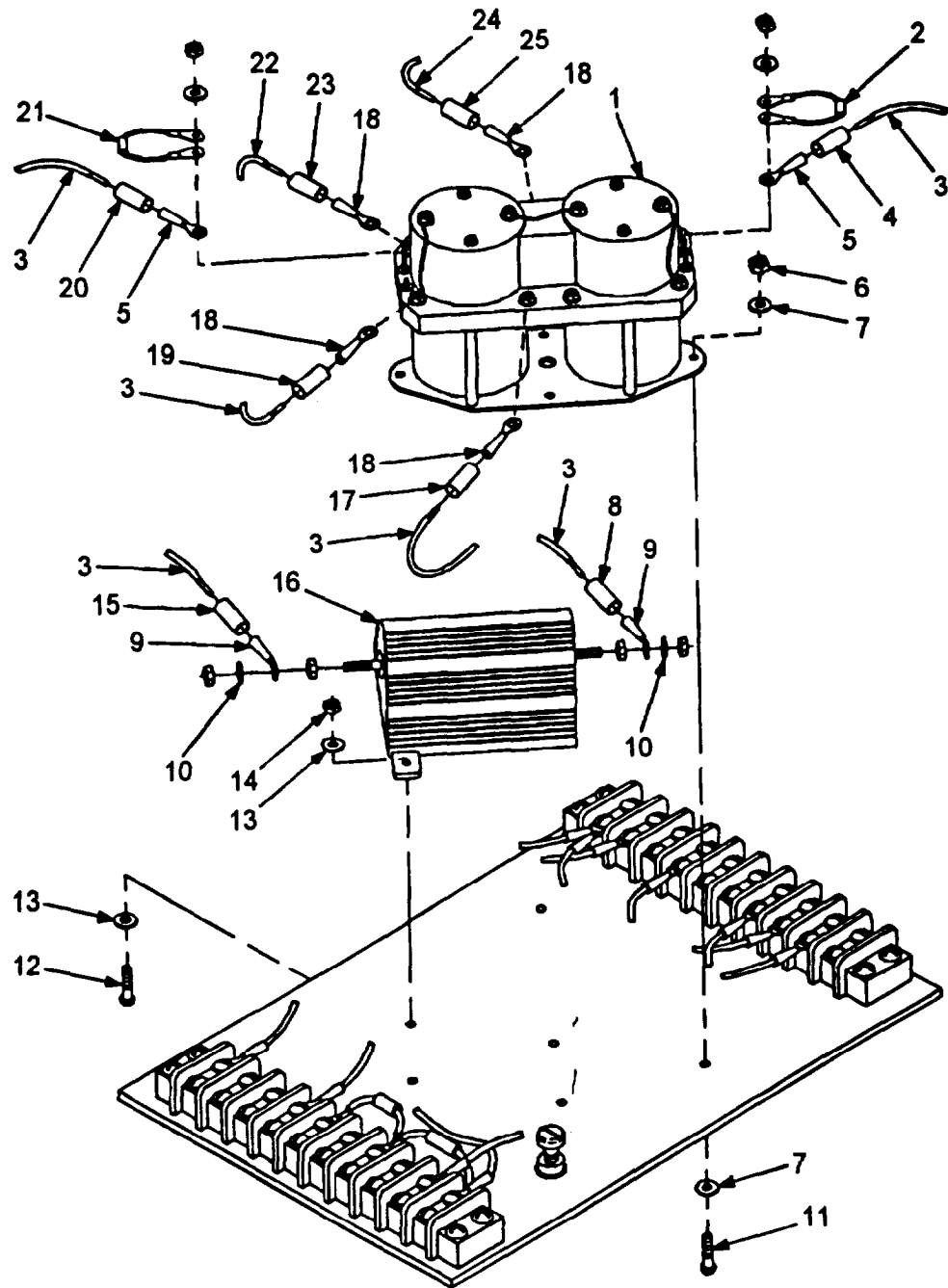


Figure 21. Chassis, Electrical-Electronic 9353928 (Sheet 1 of 2).

SECTION II.

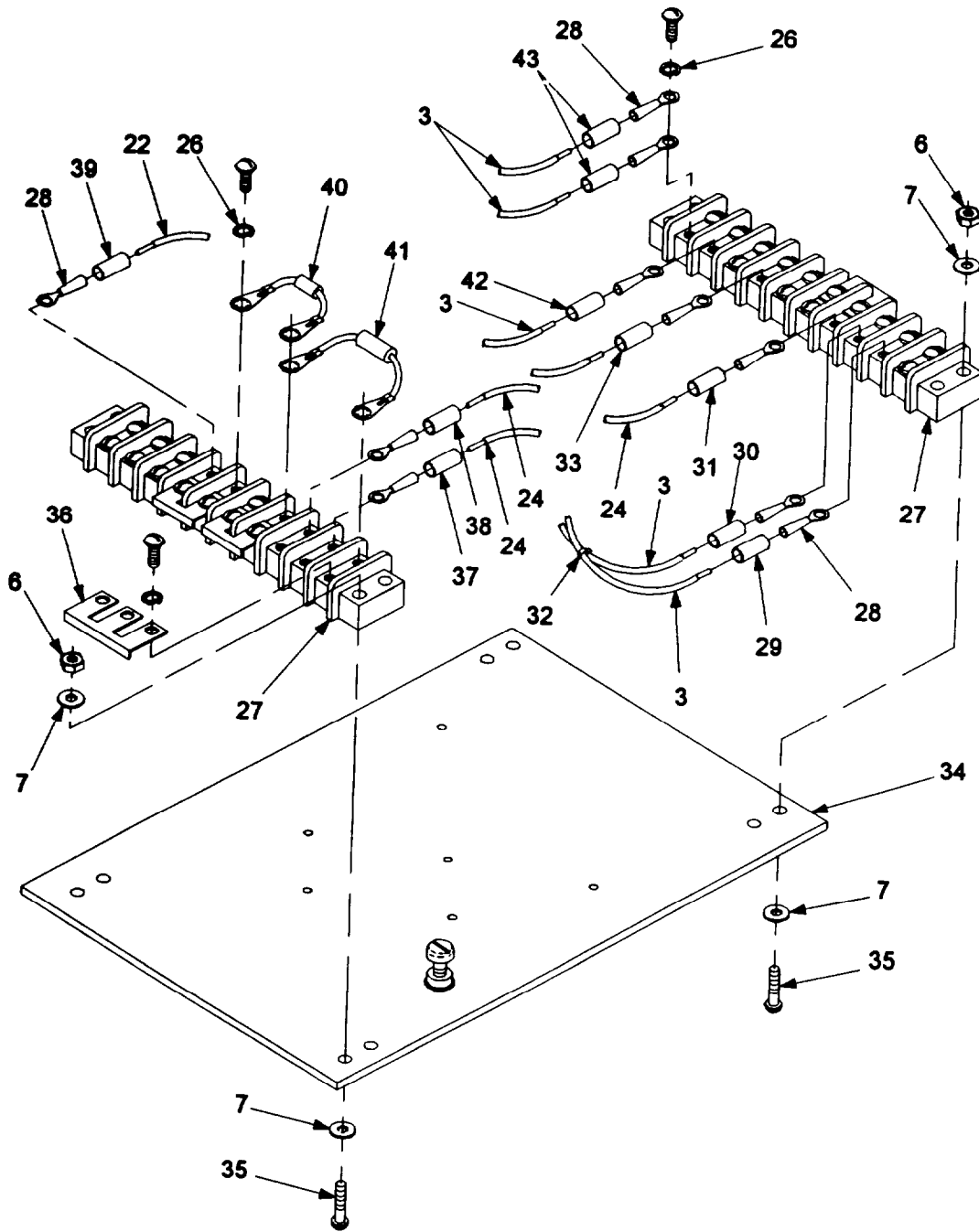


Figure 21. Chassis, Electrical-Electronic 9353928 (Sheet 2 of 2).

SECTION II		TM9-6920-742-24P-3				
(1)	(2)	(3)	(4)	(5)	(6)	(7)
ITEM NO	SMR CODE	NSN	CAGEC	PART NUMBER	DESCRIPTION AND USABLE ON CODES(UOC)	QTY
GROUP 0901 FIG. 21						
CHASSIS, ELECTRICAL-ELECTRONIC 9353928						
01	PAFZZ	5945011905209	19200	9353777	RELAY, ELECTROMAGNETIC	1
02	AFFFF		19200	9353927-2	JUMPER DIODE SEE FIG. 23 FOR BREAKDDWN	1
03	PAFZZ	6145002952813	81349	M16878/4BKE9	WIRE,ELECTRICAL	V
04	MFFZZ		19200	9353949-22	MARKER, IDENTIFICATION, USE NSN 5970-00-787-2325	1
05	PAFZZ	5940001138179	96906	MS25036-107	TERMINAL,LUG	3
06	PAFZZ	5310009390850	96906	MS21083C08	NUT,SELF-LOCKING, HEXAGON	12
07	PAFZZ	5310006853744	88044	AN960C8	WASHER,FLAT	16
08	MFFZZ		19200	9353949-74	MARKER, IDENTIFICATION, USE NSN 5970-00-787-2325	1
09	PAFZZ	5940002300515	96906	MS25036-154	TERMINAL,LUG	2
10	PAFZZ	5310009338121	96906	MS35338-139	WASHER,LOCK	2
11	PAFZZ	5305000546671	96906	MS51957-46	SCREW,MACHINE	4
12	PAFZZ	5305000546654	96906	MS51957-30	SCREW,MACHINE	2
13	PAFZZ	5310005319514	88044	AN960C6	WASHER,FLAT	6
14	PAFZZ	5310009259646	96906	MS21083C06	NUT,SELF-LOCKING, HEAD	2
15	HFFZZ		19200	9353949-69	MARKER, IDENTIFICATION, USE NSN 5970-00-787-2325	1
16	PAFZZ	5905001754283	81349	RE77GR100	RESISTOR,FIXED,WIRE	1
17	MFFZZ		19200	9353949-59	MARKER, IDENTIFICATION, USE NSN 5970-00-787-2325	1
18	PAFZZ	5940001434780	96906	MS25036-108	TERMINAL,LUG	5
19	MFFZZ		19200	9353949-62	MARKER, IDENTIFICATION, USE NSN 5970-00-787-2325	1
20	MFFZZ		19200	9353949-23	MARKER, IDENTIFICATION, USE NSN 5970-00-787-2325	1
21	AFFFF		19200	9353927-1	JUMPER DIODE SEE FIG. 22 FOR BREAKDOWN	1
22	PAFZZ	6145011280325	81349	M1687814BKE2	WIRE,ELECTRICAL	V
23	MFFZZ		19200	9353949-45	MARKER, IDENTIFICATION, USE NSN 5970-00-787-2325	1
24	XDFZZ	6145008051719	81349	M16878/4BKE0	WIRE,ELECTRICAL	V
25	MFFZZ		19200	9353949-46	MARKER, IDENTIFICATION, USE NSN 5970-00-787-2325	1
26	PAFZZ	5310009338119	96906	MS35338-137	WASHER,LOCK	40
27	XDFZZ		81349	39TB10B	TERNINAL BOARD	2
28	PAFZZ	5940001434774	96906	MS25036-153	TERMINAL,LUG	10
29	MFFZZ		19200	9353949-3	MARKER, IDENTIFICATION, USE NSN 5970-00-787-2325	1
30	MFFZZ		19200	9353949-2	MARKER, IDENTIFICATION, USE NSN 5970-00-787-2325	1
31	MFFZZ		19200	9353949-1	MARKER, IDENTIFICATION, USE NSN 5970-00-787-2325	1
32	PAFZZ	5975007275153	96906	MS3367-4-9	STRAP, TIEDOWN, ELECTRICAL	V
33	MFFZZ		19200	9353949-35	MARKER, IDENTIFICATION, USE NSN 5970-00-787-2325	1

SECTION II		TM9-6920-742-24P-3				
(1)	(2)	(3)	(4)	(5)	(6)	(7)
ITEM NO	SMR CODE	NSN	CAGEC	PART NUMBER	DESCRIPTION AND USABLE ON CODES(UOC)	QTY
34	XDFZZ	5975011686116	19200	11829465	MOUNTING BASE, ELECTRICAL	1
35	PAFZZ	5305000546673	96906	MS51957-48	SCREW,MACHINE	8
36	PAFZZ	6150012640913	81349	TBJC	BUS,CONDUCTOR	6
37	MFFZZ		19200	9353949-27	MARKER, IDENTIFICATION, USE NSN 5970-00-787-2325	1
38	MFFZZ		19200	9353949-7	MARKER, IDENTIFICATION, USE NSN 5970-00-787-2325	1
39	MFFZZ		19200	9353949-20	MARKER, IDENTIFICATION, USE NSN 5970-00-787-2325	1
40	AFFFF		19200	9354191	RESISTOR ASSEMBLY SEE FIG. 24 FOR BREAKDOWN	1
41	PAFZZ		19200	9354186-4	TRANSIENT	
42	MFFZZ		19200	9353949-77	MARKER, IDENTIFICATION, USE NSN 5970-00-787-2325	1
43	MFFZZ		19200	9353949-76	MARKER, IDENTIFICATION, USE NSN 5970-00-787-2325	2

END OF FIGURE

TM 9-6920-742-24P-3
SECTION II

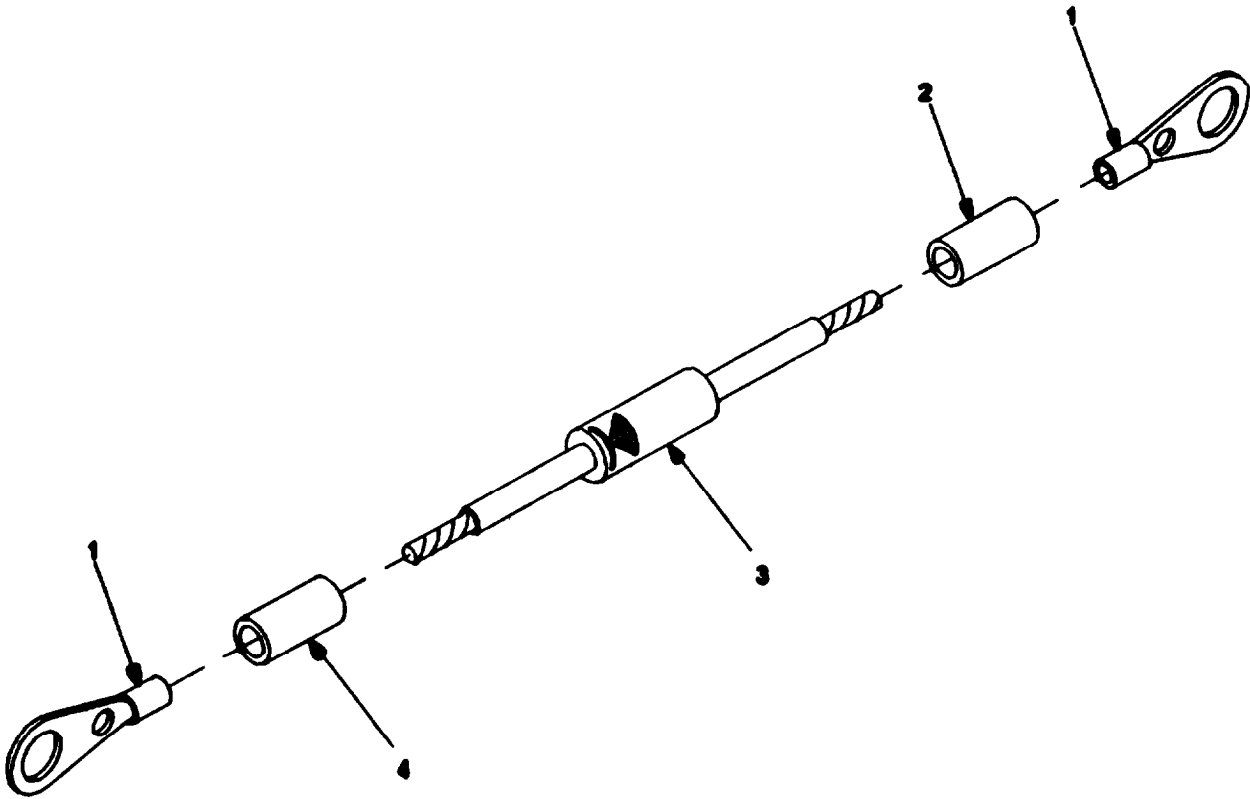


Figure 22. Jumper Diode (9353927-1)

SECTION II			TMP-6920-742-24P-3			
(1)	(2)	(3)	(4)	(5)	(6)	(7)
ITEM	SMR			PART		
NO	CODE	NSN	CAGEC	NUMBER	DESCRIPTION AND USABLE ON CODES(UOC)	QTY

GROUP 090101 FIG. 22

JUMPER DIODE 9353927-1

01	PAFZZ	5940001591292	96906	MS77074-3	TERMINAL,LUG	2
02	MFFZZ		19200	9353949-24	MARKER, IDENTIFICATION, USE NSN	1
					5970-00-787-2325	
03	PAFZZ	5961004034545	81349	JANTXIN5417	SEMICONDUCTOR DEVICE	1
04	MFFZZ		19200	9353949-23	MARKER, IDENTIFICATION, USE NSN	1
					5970-00-787-2325	

END OF FIGURE

SECTION II.

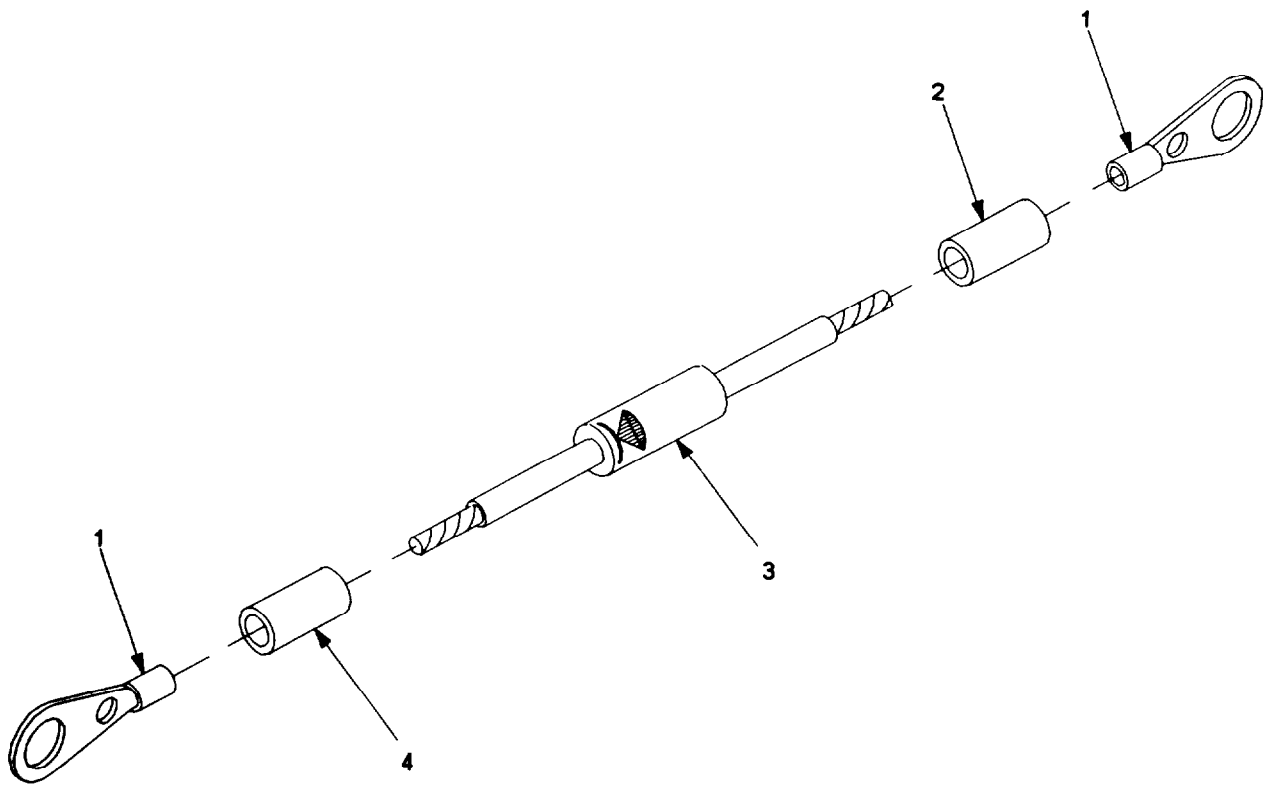


Figure 23. Jumper Diode 9353927-2.

SECTION II

TM9-6920-742-24P-3

(1) ITEM NO	(2) SMR CODE	(3) NSN	(4) CAGEC	(5) PART NUMBER	(6) DESCRIPTION AND USABLE ON CODES(UOC)	(7) QTY
GROUP 090102 FIG. 23						
JUMPER DIODE 9353927-2						
01	PAFZZ	5940001591292	96906	MS77074-3	TERMINAL,LUG	2
02	MFFFF		19200	9353949-21	MARKER, IDENTIFICATION, USE NSN 5970-00-787-2325	1
03	PAFZZ	5961004034545	81349	JANTX1N5417	SEMICONDUCTOR DEVICE	1
04	MFFFF		19200	9353949-22	MARKER, IDENTIFICATION, USE NSN 5970-00-787-2325	1

END OF FIGURE

TM 9-6920-742-24P-3
SECTION II.

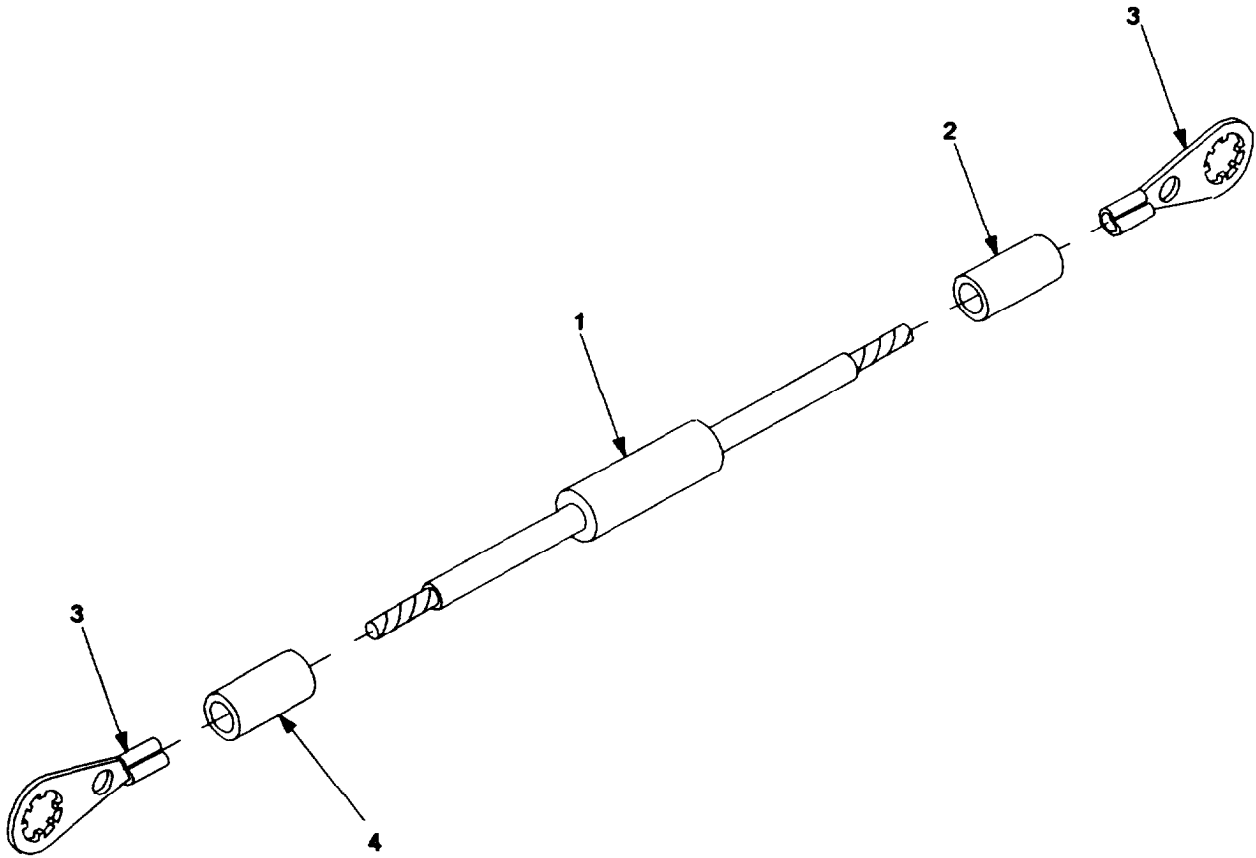


Figure 24. Resistor Assembly 9354191.

SECTION II

TM9-6920-742-24P-3

(1)	(2)	(3)	(4)	(5)	(6)	(7)
ITEM	SMR			PART		
NO	CODE	NSN	CAGEC	NUMBER	DESCRIPTION AND USABLE ON CODES(UOC)	QTY
					GROUP 090103 FIG. 24	
					RESISTOR ASSEMBLY 9554191	
01	PAFZZ	5905010845886	81349	RWR89S10R0FS	RESISTOR, FIXED, WIRE	1
02	MFFZZ		19200	9353949-6	MARKER, IDENTIFICATION, USE NSN 5970-00-787-2325	1
03	PAFZZ	5940001591292	96906	MS77074-3	TERMINAL, LUG	2
04	MFFZZ		19200	9353949-71	MARKER, IDENTIFICATIONAL, USE NSN 5970-00-787-2325	1

END OF FIGURE

SECTION II.

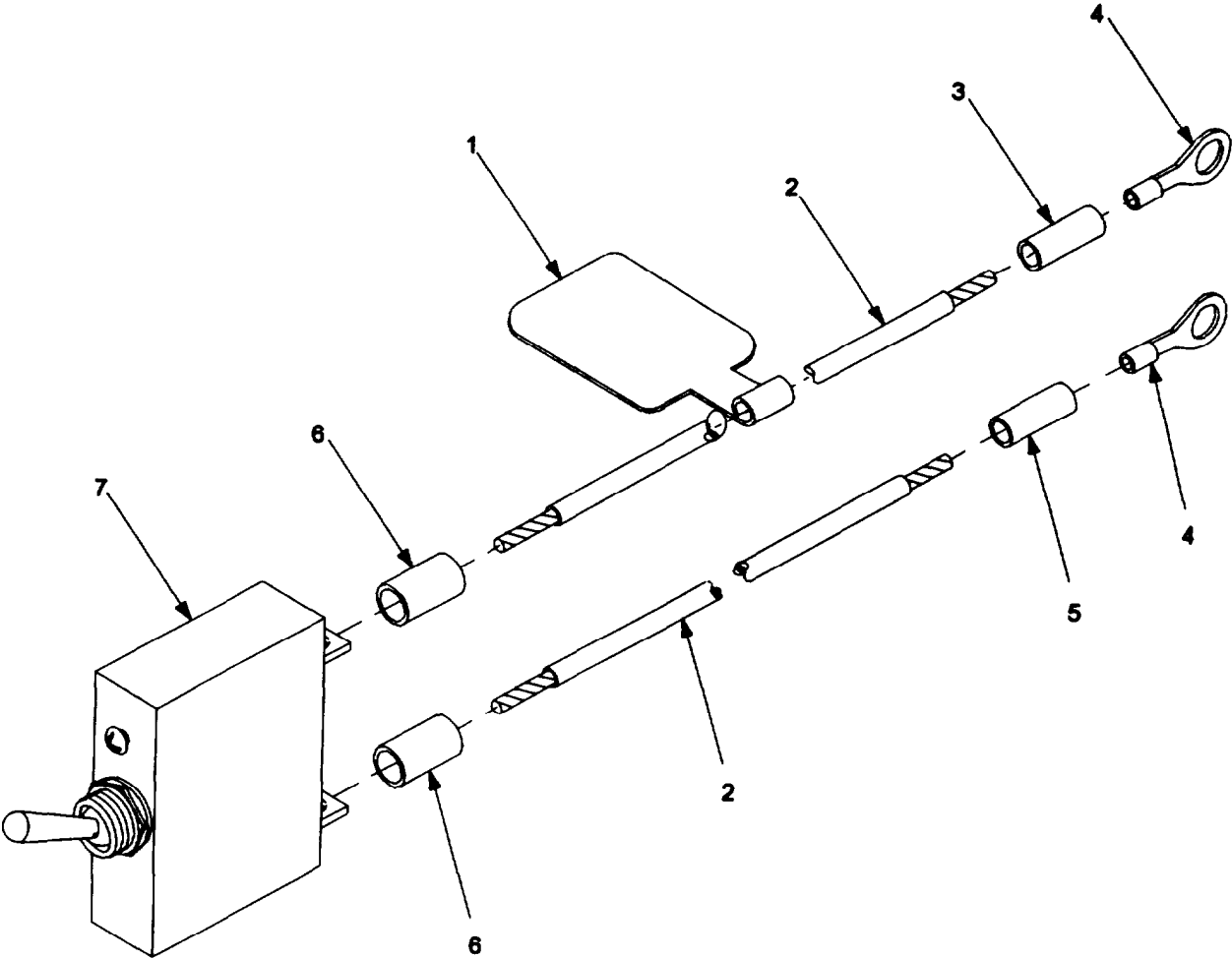


Figure 25. Circuit Breaker 9353925.

SECTION II			TM9-6920-742-24P-3			
(1)	(2)	(3)	(4)	(5)	(6)	(7)
ITEM	SMR			PART		
NO	CODE	NSN	CAGEC	NUMBER	DESCRIPTION AND USABLE ON CODES(UOC)	QTY
GROUP 0902 FIG. 25						
CIRCUIT BREAKER 9353925						
01	MFFZZ		19200	9387201-2	MARKER, IDENTIFICATION, USE NSN 5975-00-043-3403	1
02	PAFZZ	6145011280325	81349	M16878/4BKE2	WIRE, ELECTRICAL	V
03	MFFZZ		19200	9353949-20	MARKER, IDENTIFICATION, USE NSN 5970-00-787-2325	1
04	PAFZZ	5940001434774	96906	MS25036-153	TERMINAL, LUG	2
05	MFFZZ		19200	9353949-19	MARKER, IDENTIFICATION, USE NSN 5970-00-787-2325	1
06	PCFZZ	5970008151295	81349	MS23053/5-106-0	INSULATION SLEEVING	V
07	PAFZZ	5925011618750	19200	9353924	CIRCUIT BREAKER	1

END OF FIGURE

SECTION II.

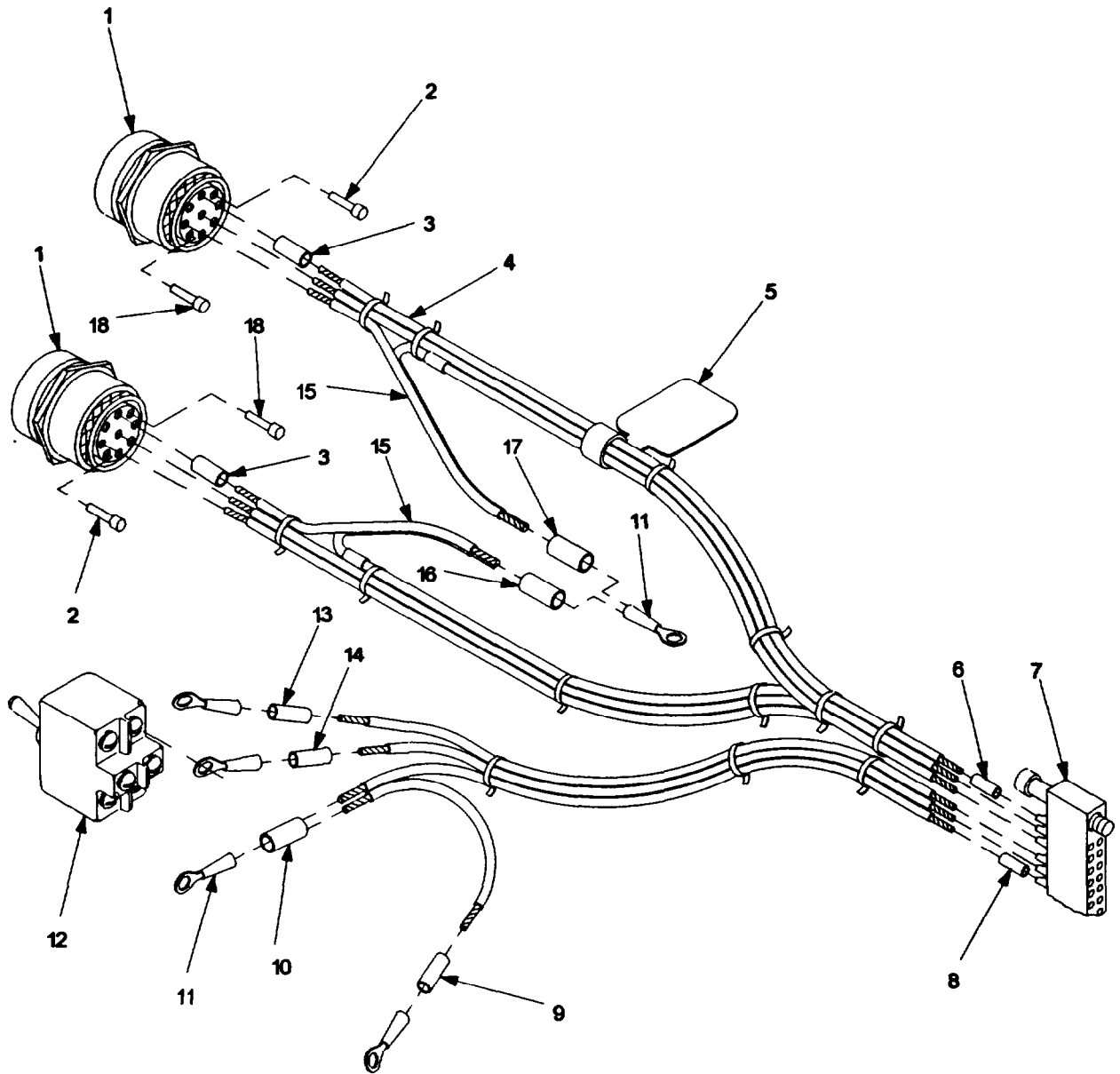


Figure 26. Cable Assembly 11829463 (Sheet 1 of 2).

SECTION II.

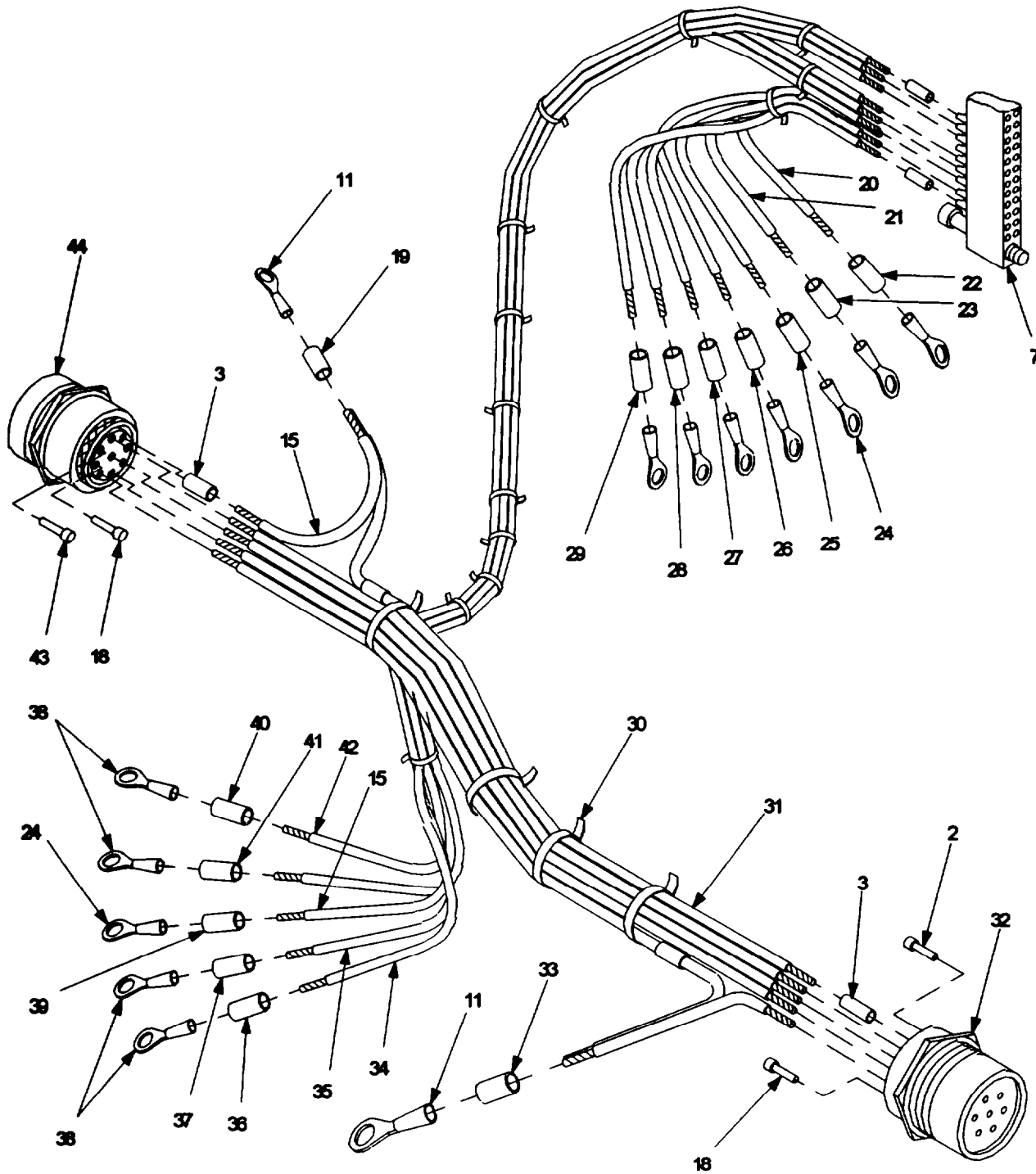


Figure 26. Cable Assembly 11829463 (Sheet 2 of 2).

SECTION II			TM9-6920-742-24P-3			
(1)	(2)	(3)	(4)	(5)	(6)	(7)
ITEM NO	SMR CODE	NSN	CAGEC	PART NUMBER	DESCRIPTION AND USABLE ON CODES(UOC)	QTY
GROUP 0903 FIG. 26						
CABLE ASSEMBLY 11829463						
01	PAFZA	5935011499389	96906	MS3474W14-12S	CONNECTOR, RECEPTACLE	2
02	PAFZZ	5935002358970	96906	MS27488-16	PLUG,END SEAL, ELECTRICAL	10
03	PAFZZ	5940000413646	19200	9341118	SPLICE,CONDUCTOR	10
04	XDFZZ		81349	EC22U0-2-9STW	WIRE,ELECTRICAL	V
05	MFFZZ		19200	9387201-14	MARKER, IDENTIFICATION, USE NSN 5975-00-043-3403	1
06	PCFZZ	5970008122968	81349	M23053/5-102-0	INSULATION SLEEVING	V
07	PAFZZ	5935010584675	81349	M55302/62-A40L	CONNECTOR,PLUG, ELECTRICAL	1
08	PCFZZ	5970008151295	81349	M23053/5-106-0	INSULATION SLEEVING	V
09	MFFZZ		19200	9353949-84	MARKER, IDENTIFICATION, USE NSN 5970-00-787-2325	1
10	MFFZZ		19200	9353949-15	MARKER, IDENTIFICATION, USE NSN 5970-00-787-2325	1
11	PAFZZ	5940002048966	96906	MS25036-102	TERMINAL,LUG	7
12	PAFZZ	5930006603947	96906	MS24524-27	SWITCH,TOGGLE	1
13	HFFZZ		19200	9353949-16	MARKER, IDENTIFICATION, USE NSN 5970-00-787-2325	1
14	MFFZZ		19200	9353949-14	MARKER, IDENTIFICATION, USE NSN 5970-00-787-2325	1
15	PAFZZ	6145009457472	81349	M22759/11-22-5	WIRE,ELECTRICAL	V
16	MFFZZ		19200	9353949-18	MARKER, IDENTIFICATION, USE NSN 5970-00-787-2325	1
17	HFFZZ		19200	9353949-17	MARKER, IDENTIFICATION, USE NSN 5970-00-787-2325	1
18	PAFZZ	5935004967171	96906	MS27488-20	PLUG,END SEAL, ELECTRICAL	38
19	MFFZZ		19200	9353949-8	MARKER, IDENTIFICATION,USE NSN 5970-00-787-2325	1
20	PAFZZ		81349	M22759/11-22-2	WIRE,ELECTRICAL	V
21	PAFZZ	6145009457467	81349	M22759/11-22-0	WIRE,ELECTRICAL	V
22	MFFZZ		19200	9353949-7	MARKER, IDENTIFICATION,USE NSN 5970-00-787-2325	1
23	HFFZZ		19200	9353949-6	MARKER, IDENTIFICATION,USE NSN 5970-00-787-2325	1
24	PAFZZ	5940005571629	96906	MS25036-149	TERHINAL,LUG	8
25	HFFZZ		19200	9353949-5	MARKER, IDENTIFICATION, USE NSN 5970-00-787-2325	1
26	MFFZZ		19200	9353949-4	MARKER, IDENTIFICATION,USE NSN 5970-00-787-2325	1
27	HFFZZ		19200	9353949-3	MARKER, IDENTIFICATION, USE NSN 5970-00-787-2325	1
28	MFFZZ		19200	9353949-2	MARKER, IDENTIFICATION, USE NSN 5970-00-787-2325	1
29	MFFZZ		19200	9353949-1	MARKER, IDENTIFICATION, USE NSN 5970-00-787-2325	1
30	PAFZZ	5975007275153	96906	MS3367-4-9	STRAP,TIEDDOWN, ELECTRICAL	85
31	XDFZZ		81349	EC22U0-9STW	CABLE,SPECIAL PURPOSE	V
32	PAFZZ	5935011700022	96906	MS3474W20-39S	CONNECTOR, RECEPTACLE	1
33	MFFZZ		19200	9353949-13	MARKER, IDENTIFICATION, USE NSN	1

SECTION II		TM9-6920-742-24P-3				
(1)	(2)	(3)	(4)	(5)	(6)	(7)
ITEM	SMR			PART		
NO	CODE	NSN	CAGEC	NUMBER	DESCRIPTION AND USABLE ON CODES(UOC)	QTY
					5970-00-787-2325	
34	PAFZZ	6145002952813	81349	M16878/4BKE9	WIRE,ELECTRICAL	V
35	PAFZZ	6145011280325	81349	M16878/4BKE2	WIRE,ELECTRICAL	V
36	MFFZZ		19200	9353949-12	MARKER, IDENTIFICATION, USE NSN	1
					5970-00-787-2325	
37	MFFZZ		19200	9353949-11	MARKER, IDENTIFICATION, USE NSN	1
					5970-00-787-2325	
38	PAFZZ	5940001434774	96906	MS25036-153	TERMINAL,LUG	4
39	MFFZZ		19200	9353949-82	MARKER, IDENTIFICATION, USE NSN	1
					5970-00-787-2325	
40	MFFZZ		19200	9353949-9	MARKER, IDENTIFICATION, USE NSN	1
					5970-00-787-2325	
41	MFFZZ		19200	9353949-10	MARKER, IDENTIFICATION, USE NSN	1
					5970-00-787-2325	
42	XDFZZ	6145008051719	81349	M16878/4BKE0	WIRE,ELECTRICAL	V
43	PAFZZ	5935010970399	96906	MS27488-12	PLUG, END SEAL, ELECTRICAL	2
44	PAFZZ	5935013964544	96906	MS3124E22-95S	CONNECTOR, RECEPTACLE, ELECTRICAL	1

END OF FIGURE

SECTION II.

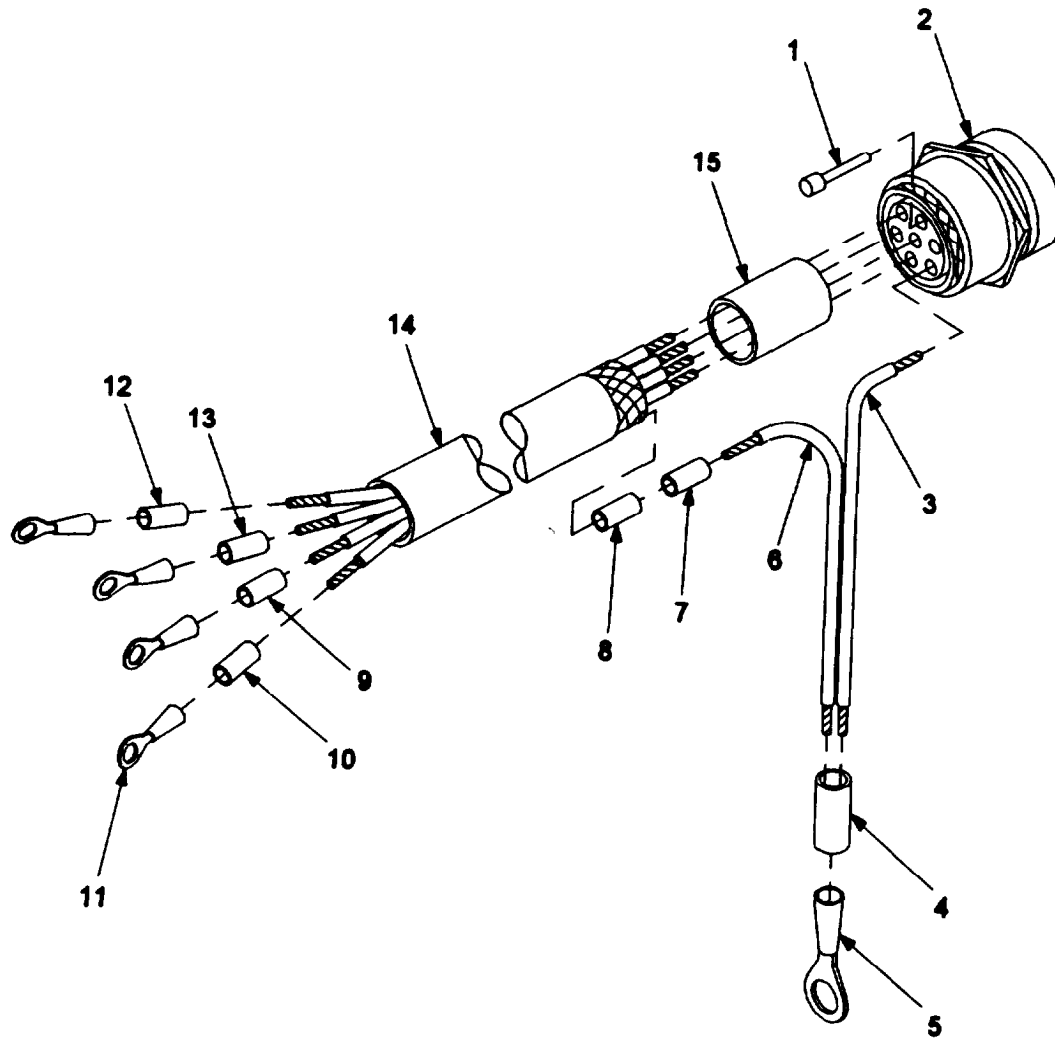


Figure 27. Cable Assembly, Special 9353937.

SECTION II

TM9-6920-742-24P-3

(1)	(2)	(3)	(4)	(5)	(6)	(7)
ITEM	SMR			PART		
NO	CODE	NSN	CAGEC	NUMBER	DESCRIPTION AND USABLE ON CODES(UOC)	QTY
GROUP 0904 FIG. 27						
CABLE ASSEMBLY, SPECIAL 9353937						
01	PAFZZ	5935002358970	96906	MS27488-16	PLUG, END SEAL, ELECTRICAL	6
02	PAFZZ	5935011846517	96906	MS3474W18-11S	CONNECTOR, RECEPTACLE	1
03	PAFZZ	6145009457472	81349	M22759/11-22-5	WIRE,ELECTRICAL	V
04	MFFZZ		19200	9353949-83	MARKER, IDENTIFICATION, USE NSN 5970-00-787-2325	1
05	PAFZZ	5940002300515	96906	MS25036-154	TERMINAL,LUG	1
06	PAFZZ	6145006006174	81349	M22759/11-16-5	WIRE,ELECTRICAL	V
07	XDFZZ		81349	M23053/5-109-0	INSULATION SLEEVING	V
08	PAFZZ	5970011626918	81349	M23053/5-305-0	INSULATION SLEEVING	V
09	MFFZZ		19200	9353949-37	MARKER, IDENTIFICATION, USE NSN 5970-00-787-2325	1
10	MFFZZ		19200	9353949-36	MARKER, IDENTIFICATION, USE NSN 5970-00-787-2325	1
11	PAFZZ	5940001434774	96906	MS25036-153	TERMINAL,LUG	4
12	MFFZZ		19200	9353949-35	MARKER, IDENTIFICATION, USE NSN 5970-00-787-2325	1
13	MFFZZ		19200	9353949-34	MARKER, IDENTIFICATION, USE NSN 5970-00-787-2325	1
14	PAFZZ	6145013820997	19200	9363135-5	CABLE,SPECIAL PURPOSE	V
15	PAFZZ	5970012243074	81349	M23053/5-310-4	INSULATION SLEEVING	V

END OF FIGURE

SECTION II.

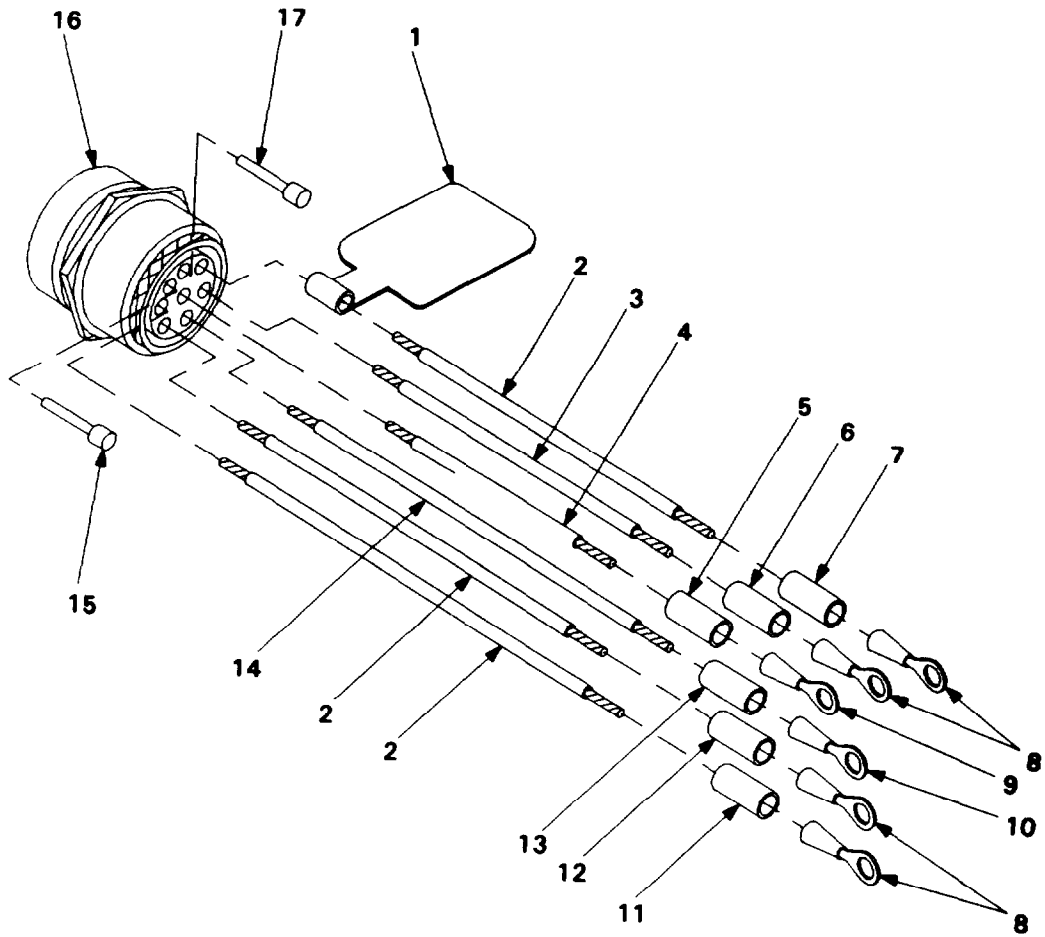


Figure 28. Cable Assembly 9353950

SECTION II

TM9-6920-742-24P-3

(1) ITEM NO	(2) SMR CODE	(3) NSN	(4) CAGEC	(5) PART NUMBER	(6) DESCRIPTION AND USABLE ON CODES(UOC)	(7) QTY
----------------	--------------------	------------	--------------	-----------------------	---------------------------------------------	------------

GROUP 0905 FIG. 28

CABLE ASSEMBLY 9353950

01	MFFZZ		19200	9387201-15	MARKER, IDENTIFICATION, USE NSN 5975-00-043-3403	1
02	PAFZZ	6145011280325	81349	M16878/4BKE2	WIRE,ELECTRICAL	V
03	XDFZZ	6145008051719	81349	M16878/4BKE0	WIRE,ELECTRICAL	V
04	PAFZZ	6145009457472	81349	M22759/11-22-5	WIRE,ELECTRICAL	V
05	MFFZZ		19200	9353949-32	MARKER, IDENTIFICATION, USE NSN 5970-00-787-2325	1
06	MFFZZ		19200	9353949-33	MARKER, IDENTIFICATION, USE NSN 5970-00-787-2325	1
07	MFFZZ		19200	9353949-29	MARKER, IDENTIFICATION, USE NSN 5970-00-787-2325	1
08	PAFZZ	5940001434774	96906	MS25036-153	TERMINAL,LUG	4
09	PAFZZ	5940002048966	96906	MS25036-102	TERMINAL,LUG	1
10	PAFZZ	5940005571629	96906	MS25036-149	TERMINAL,LUG	1
11	MFFZZ		19200	9353949-31	MARKER, IDENTIFICATION, USE NSN 5970-00-787-2325	1
12	MFFZZ		19200	9353949-30	MARKER, IDENTIFICATION, USE NSN 5970-00-787-2325	1
13	MFFZZ		19200	9353949-38	MARKER, IDENTIFICATION, USE NSN 5970-00-787-2325	1
14	PAFZZ	6145009498006	81349	M22759/11-22-9	WIRE,ELECTRICAL	V
15	PAFZZ	5935010970399	96906	MS27488-12	PLUG, END SEAL, ELECTRICAL	2
16	PAFZZ	5935012187936	96906	MS3124E16-14P	CONNECTOR, RECEPTACLE	1
17	PAFZZ	5935004967171	96906	MS27488-20	PLUG, END SEAL, ELECTRICAL	6

END OF FIGURE

SECTION II.

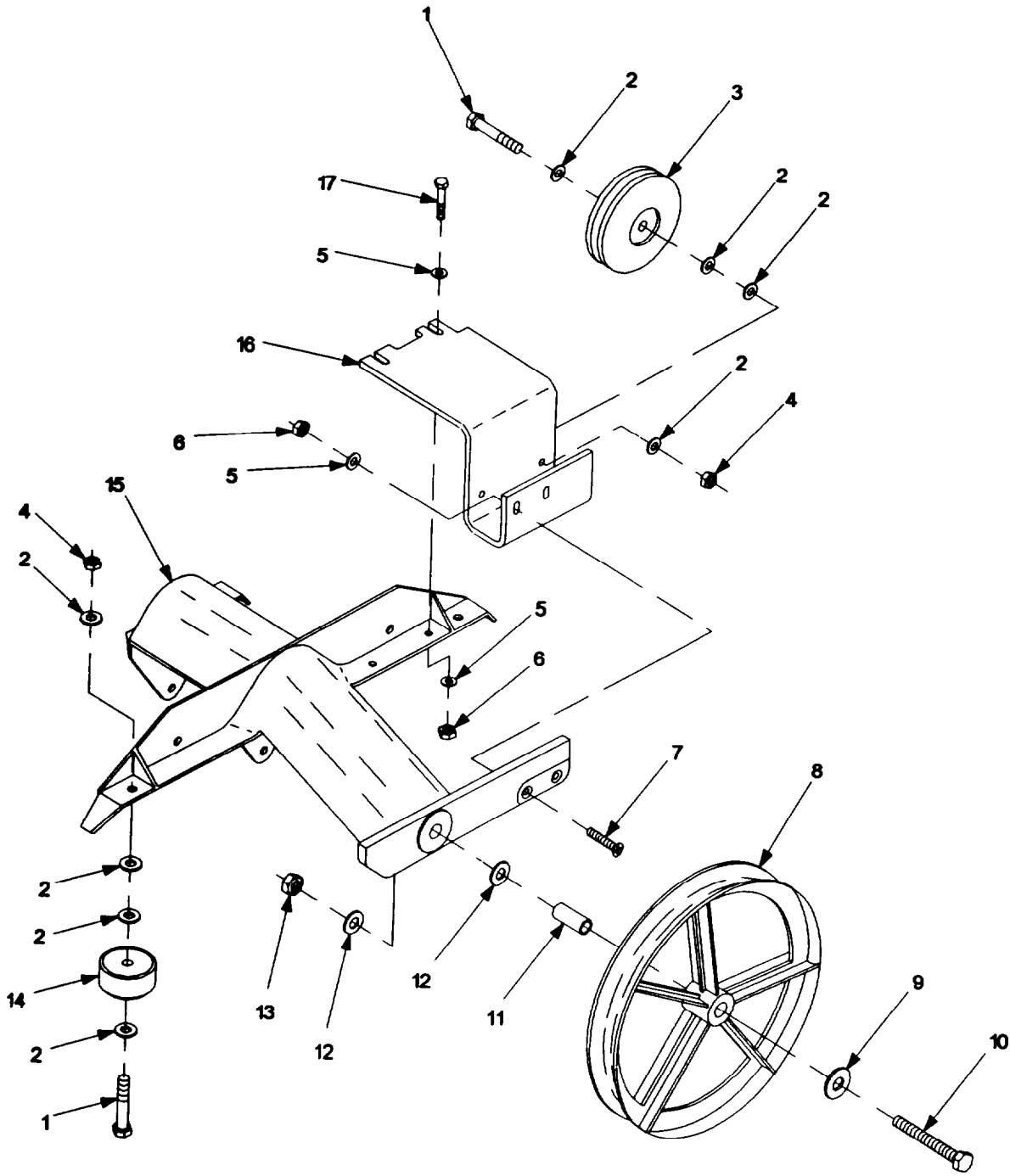


Figure 29. Trolley Assembly 11829747.

SECTION II

TM9-6920-742-24P-3

(1)	(2)	(3)	(4)	(5)	(6)	(7)
ITEM	SMR		CAGEC	PART	DESCRIPTION AND USABLE ON CODES(UOC)	QTY
NO	CODE	NSN		NUMBER		

GROUP 10 FIG. 29

TROLLEY ASSEMBLY 11829747

01	PAOZZ	5306005380532	80205	NAS1005-20A	BOLT,MACHINE	9
02	PAFZZ	5310001670803	88044	AN960C516	WASHER,FLAT	36
03	PAOZZ	3020012044057	19200	9387199	PULLEY,GROOVE	1
04	PAOZZ	5310000203260	96906	MS21083C5	NUT,SELF-LOCKING, HEXAGON	9
05	PAOZZ	5310005319515	58044	AR960C416	WASHER,FLAT	6
06	PAOZZ	5310008976145	96906	MS21083C4	NUT,SELF-LOCKING, HEXAGON	4
97	PAOZZ	5305007195121	96906	M351960-86	SCREW,MACHINE	2
05	PAOZZ	3020012087210	19200	11829253	PULLEY,GROOVE	1
09	PAOZZ	3120012095457	19200	9363062	BEARING,WASHER, THRUST	1
10	PAOZZ	5306001621384	88044	AN8-27A	BOLT,MACHINE	1
11	PAOZZ	5365012107535	19200	9363067	SPACER,SLEEVE	1
12	PAOZZ	5310001670806	88044	AR960C816	WASHER,FLAT	2
13	PAOZZ	5310001712444	96906	MS351922-38	NUT,SELF-LOCKING, HEXAGON	1
14	PAOZZ	3020011613634	19200	9354110	PULLEY,IDLER	8
15	PAOZZ	6920012032771	19200	11829264	TROLLEY,CHASSIS	1
16	PAOZZ	5340011956665	19200	9363057	BRACKET,MOUNTING	1
17	PAOZZ	5305006882018	96906	MS35308-307	SCREW,CAP,HEXAGON HEAD	2

END OF FIGURE

SECTION II.

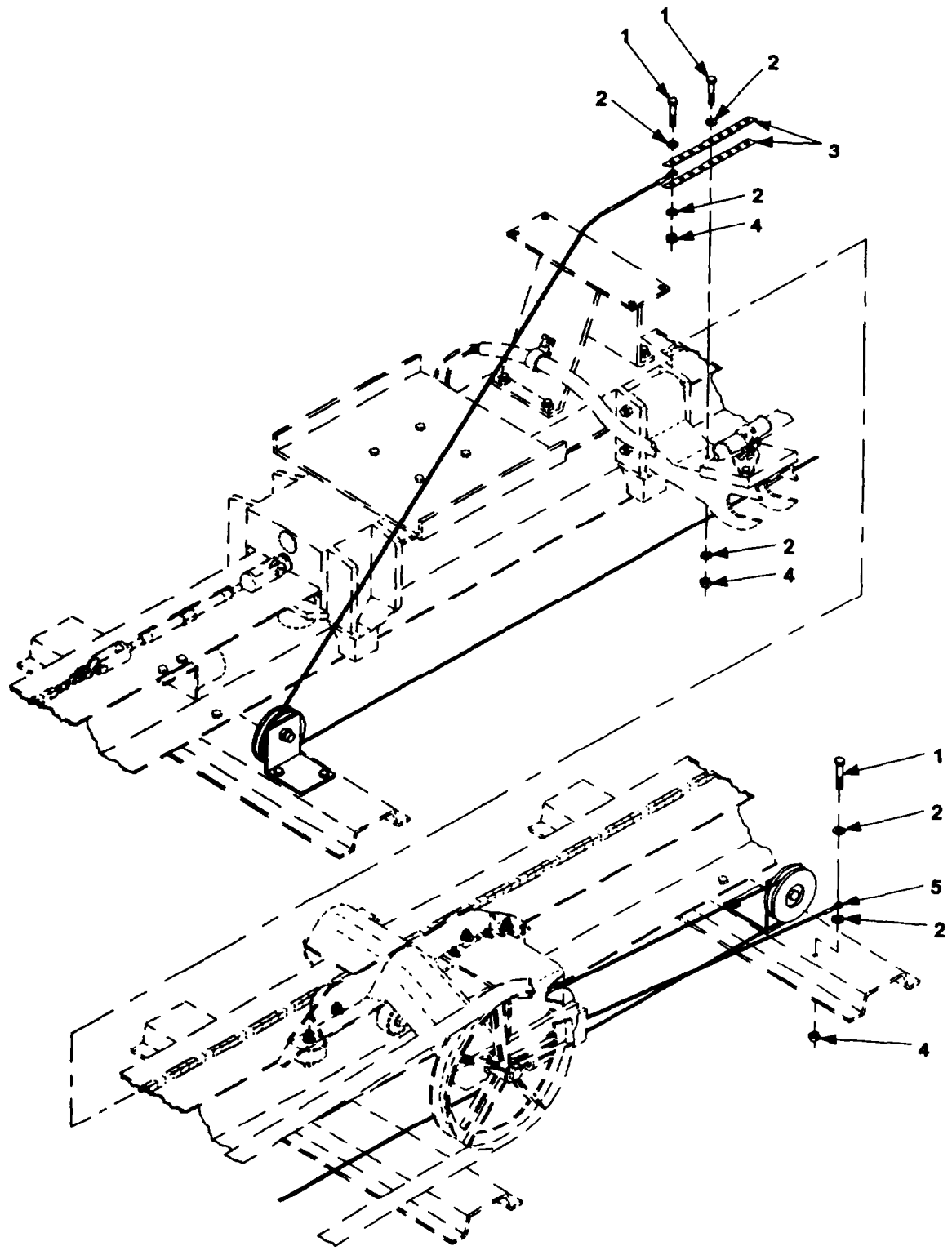


Figure 30. Cable Assembly 9363069.

SECTION II

TM9-6920-742-24P-3

(1)	(2)	(3)	(4)	(5)	(6)	(7)
ITEM	SMR			PART		
NO	CODE	NSN	CAGEC	NUMBER	DESCRIPTION AND USABLE ON CODES(UOC)	QTY

GROUP 11 FIG. 30

CABLE ASSEMBLY 9363069

01	PAOZZ	5305006853511	96906	MS35308-306	SCREW,CAP,HEXAGON HEAD	3
02	PAOZZ	5310005319515	88044	AN960C416	WASHER,FLAT	6
03	PAOZZ	5340011998779	19200	9363064	STRAP,RETAINING	2
04	PAOZZ	5310008976145	96906	MS21083C4	NUT,SELF-LOCKING, HEXAGON	3
05	PAOZZ	4010012037459	19200	9363074	WIRE ROPE ASSEMBLY	1

END OF FIGURE

SECTION II.

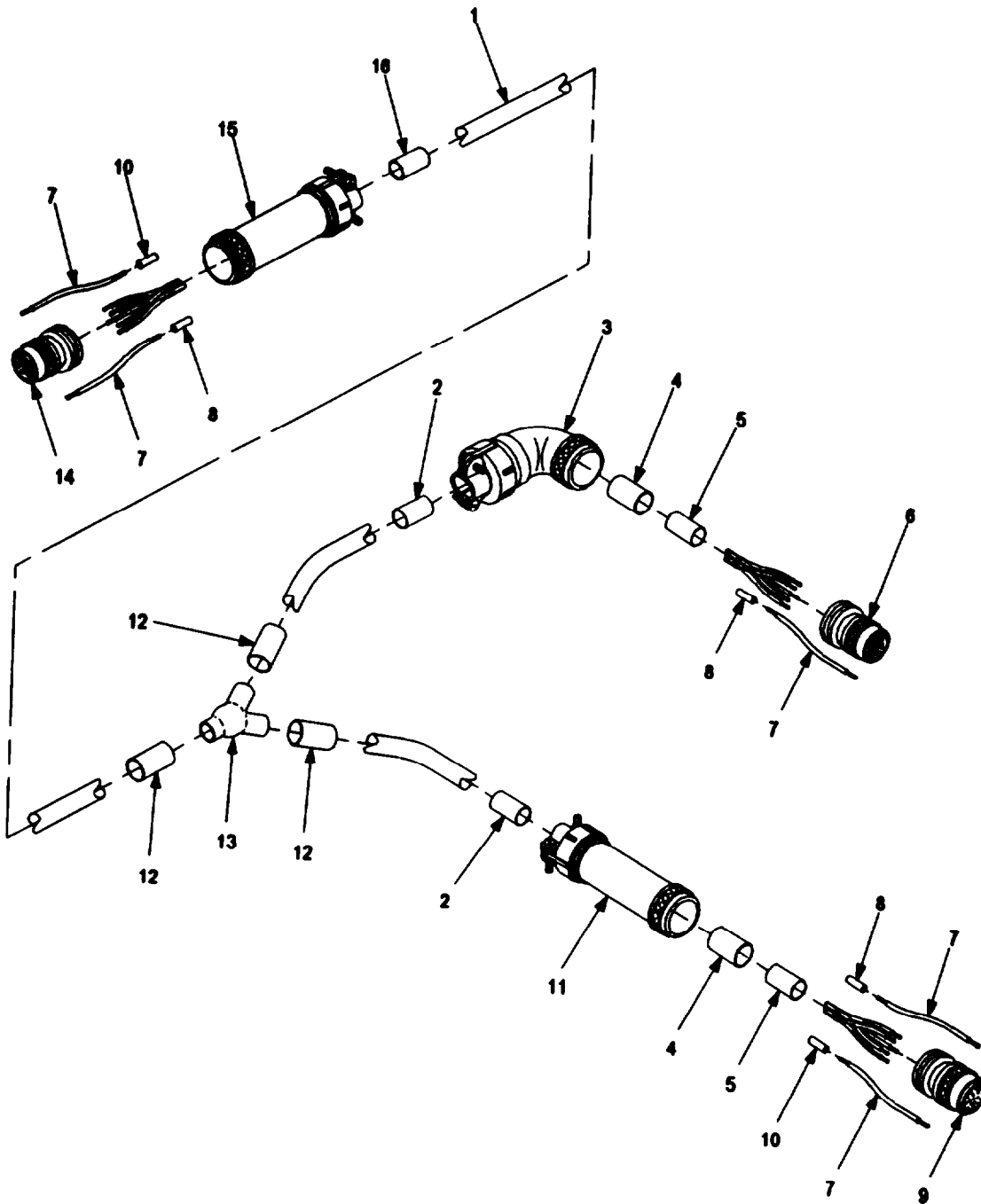


Figure 31. Cable Assembly, Special 9354099.

SECTION II			TM9-6920-742-24P-3			
(1)	(2)	(3)	(4)	(5)	(6)	(7)
ITEM	SMR			PART		
NO	CODE	NSN	CAGEC	NUMBER	DESCRIPTION AND USABLE ON CODES(UOC)	QTY
GROUP 12 FIG. 31						
CABLE ASSEMBLY, SPECIAL 9354099						
01	XDFZZ		19200	9354061	CABLE, MULTICONDUCTOR	716
02	PAFZZ	5970008121360	81349	M23053/5-109-9	INSULATION SLEEVING	V
03	PAFZZ	5935013954999	19200	9354028	ADAPTER,CABLE CLAMP	1
04	PAFZZ	5365005985287	96906	MS3420-12A	BUSHING, NONHETALLIC	2
05	PAFZZ	5365009272972	96906	MS3420-16A	BUSHING, NONHETALLIC	2
06	PAFZZ	5935011077293	96906	MS3476W20-39P	CONNECTOR, PLUG, ELECTRICAL	1
07	PAFZZ	6145009394964	81349	M22759/11-20-9	WIRE, ELECTRICAL	V
08	PCFZZ	5970009541622	81349	M23053/5-105-0	INSULATION SLEEVING	V
09	PAFZZ	5935011283598	96906	MS3126E16-14S	CONNECTOR, PLUG, ELECTRICAL	1
10	PAFZZ	5940011722948	19200	9353932	SPLICE, CONDUCTOR	5
11	PAFZZ	5935013841943	19200	9387456	ADAPTER, CABLE CLAMP	1
12	XDFZZ		81349	M23053/5-109-0	INSULATION SLEEVING	V
13	XDFZZ		19200	9354181	INSULATION SLEEVING	1
14	PAFZZ	5935011699956	96906	MS3476W22-95S	CONNECTOR, PLUG, ELECTRICAL	1
15	XDFZZ		19200	9354026	BACKSHELL, CABLE SEALING	1
16	PCFZZ	5970008121358	81349	M23053/5-111-9	INSULATION SLEEVING	V

END OF FIGURE

SECTION II.

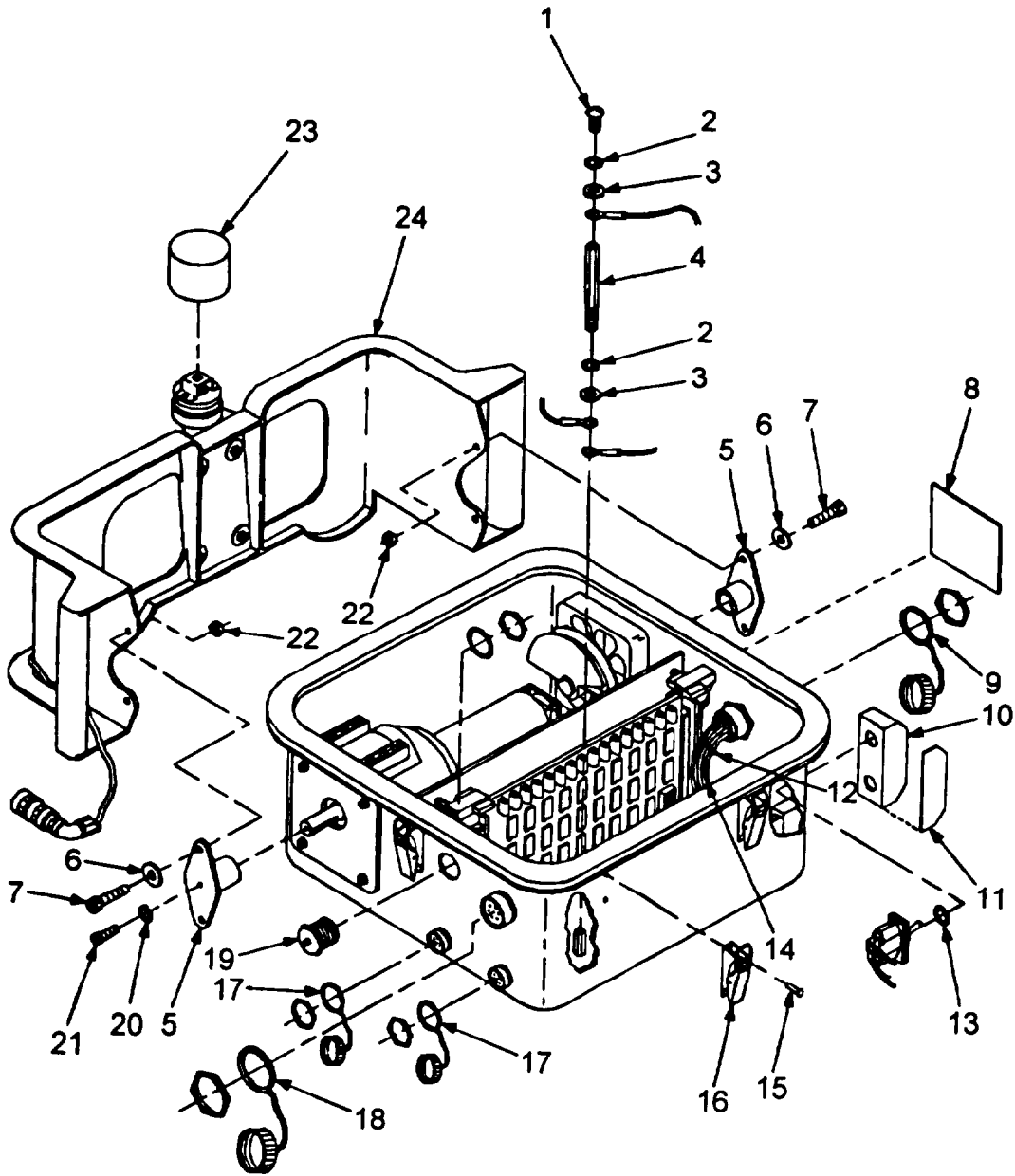


Figure 32. Target Holding Set 11829340-1 and 11829340-2 (Sheet 1 of 5).

SECTION II.

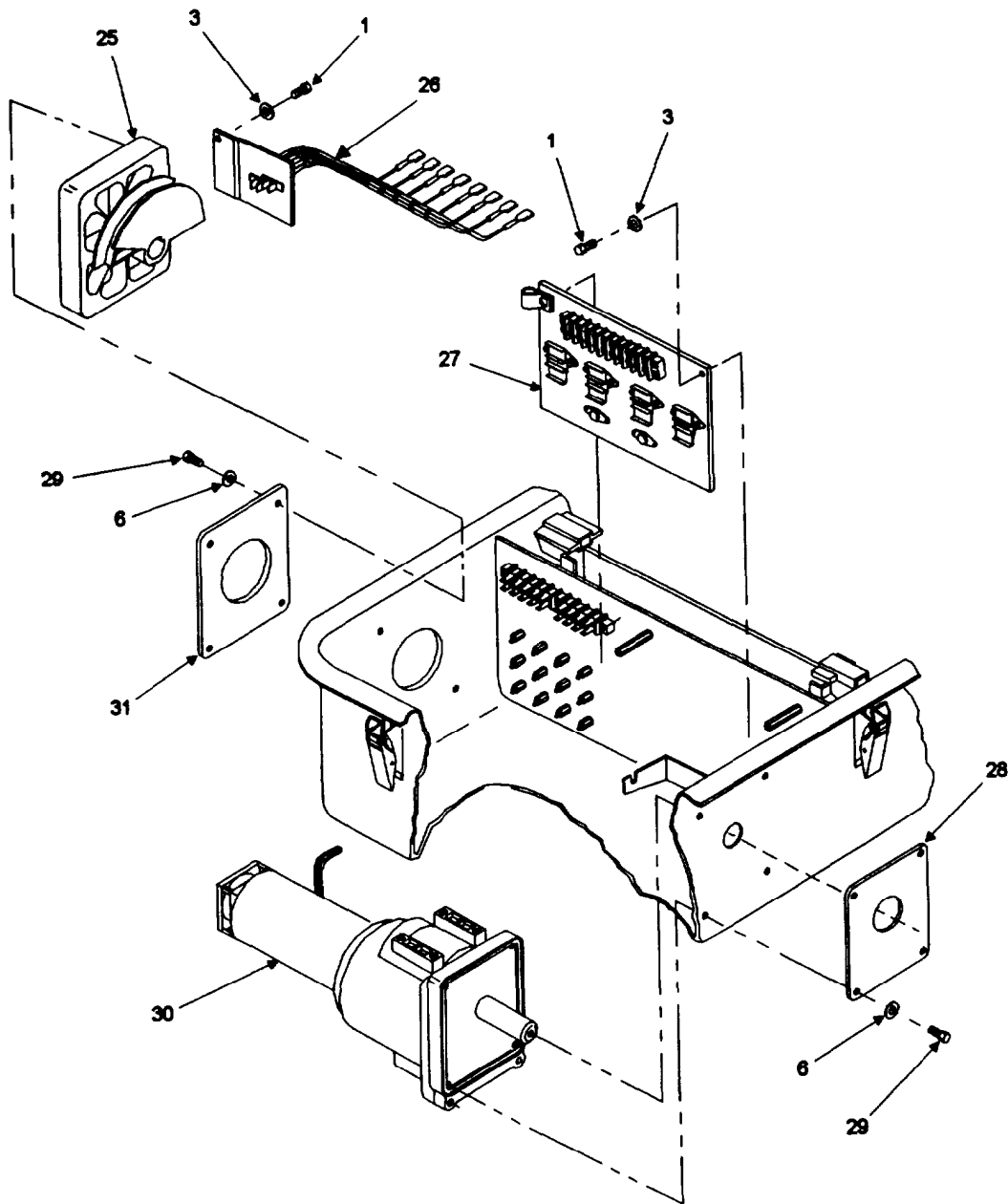


figure 32. Target Holding Set 11829340-1 and 11829340-2 (Sheet 2 of 5).

SECTION II.

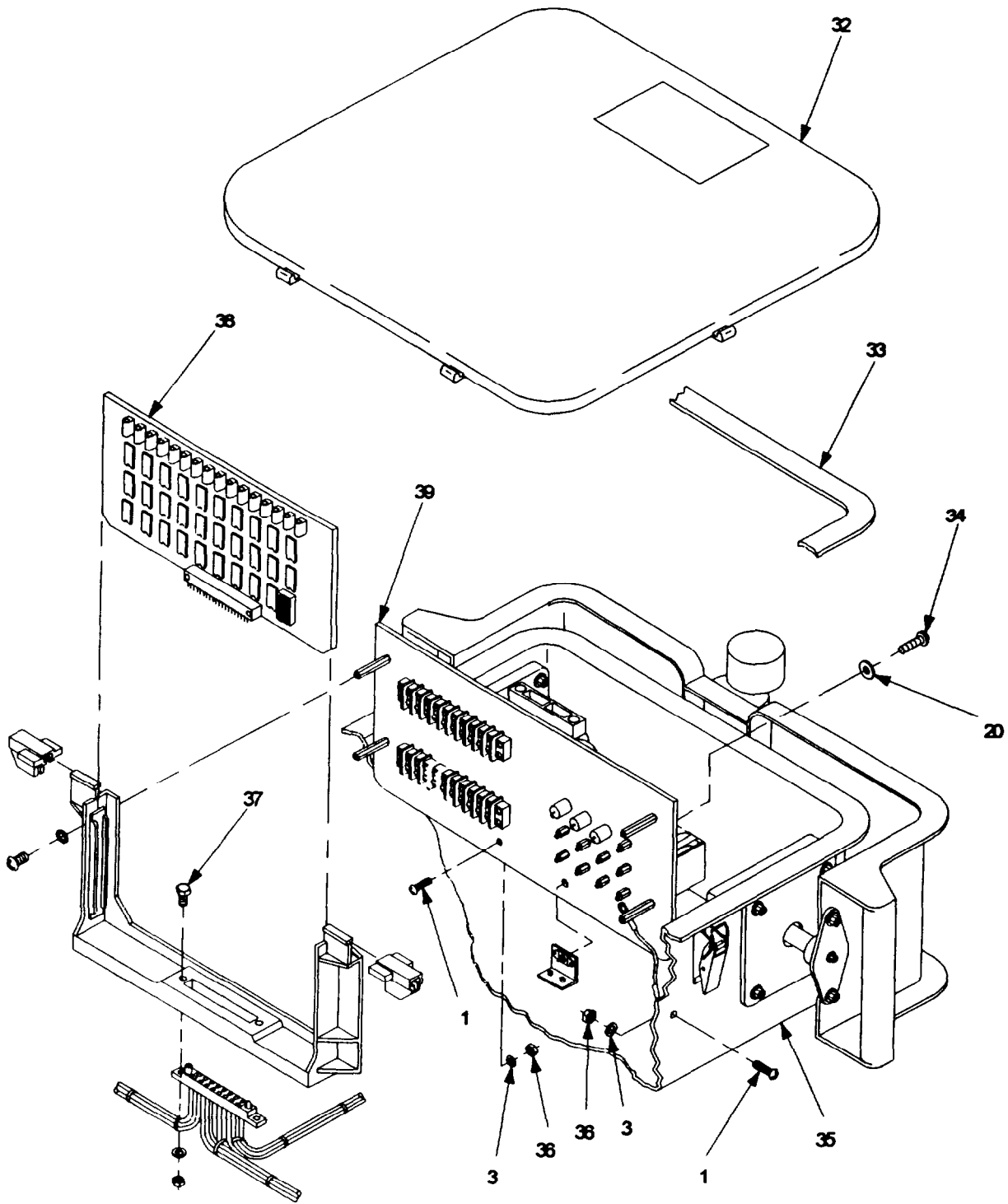


Figure 32. Target Holding Set 11829340-1 and 11829340-2 (Sheet 3 of 5).

SECTION II.

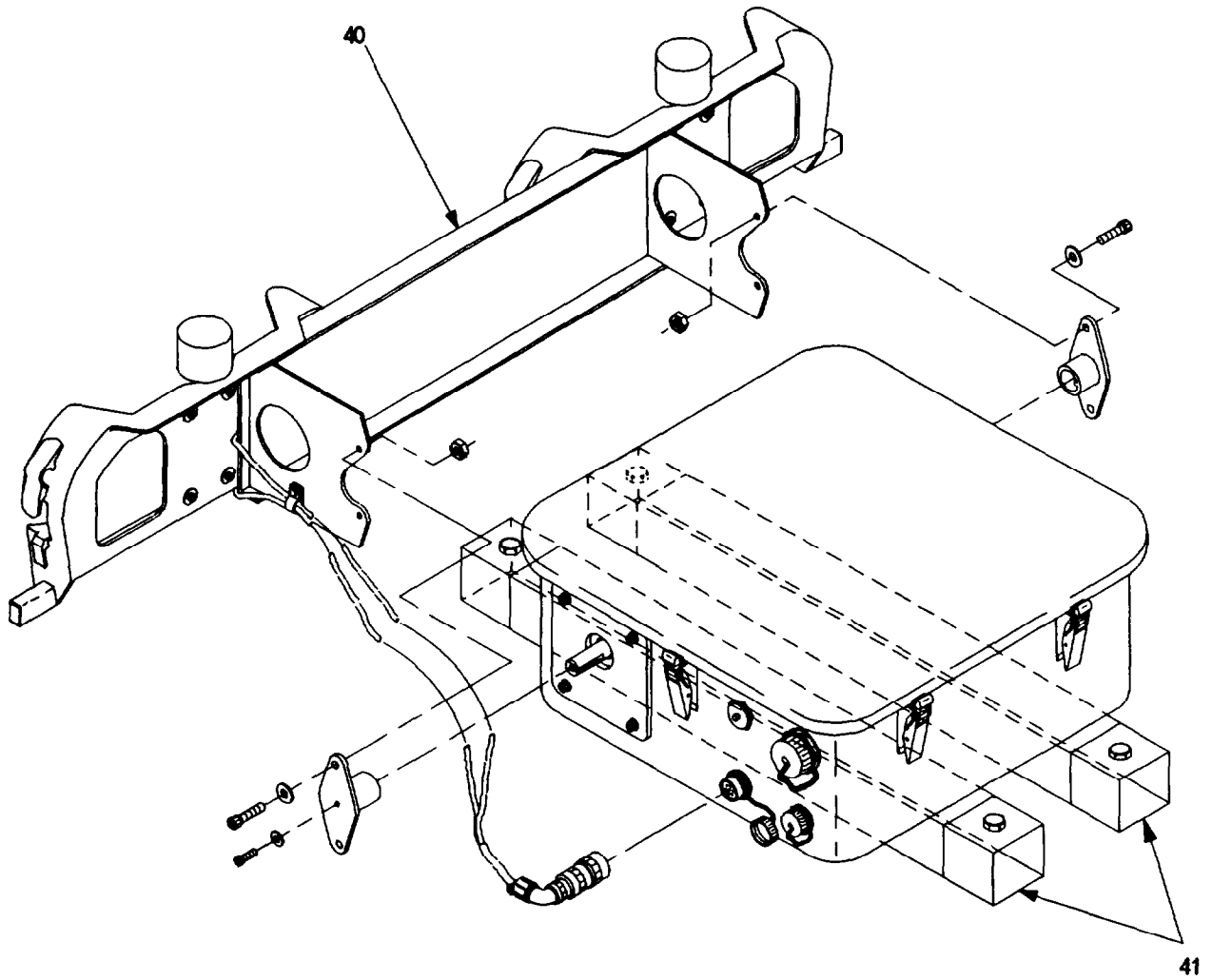


Figure 32. Target Holding Set 11829340-1 and 11829340-2 (Sheet 4 of 5).

SECTION II.

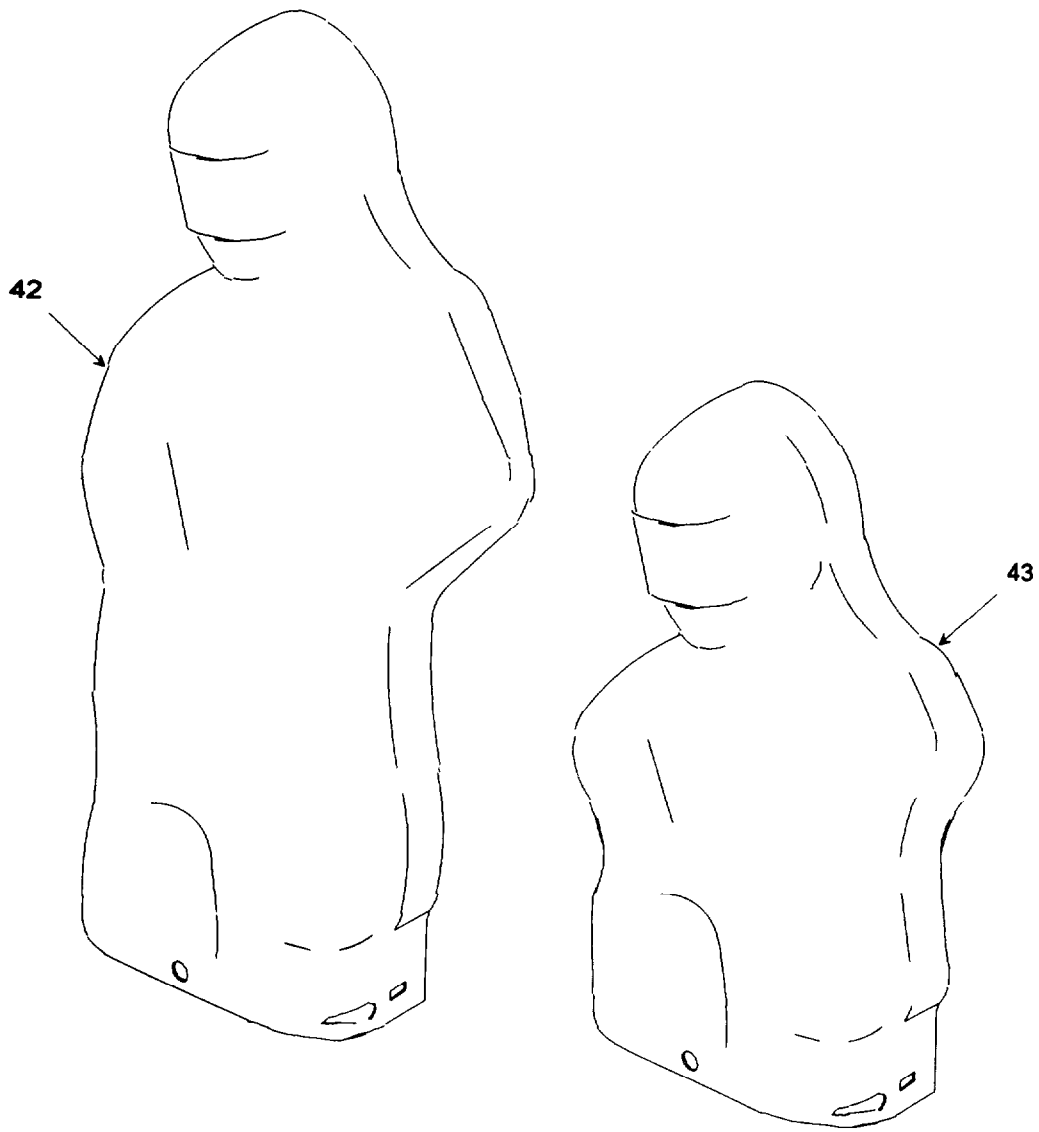


Figure 32. Target Holding Set 11829340-1 and 11829340-2 (Sheet 5 of 5).

SECTION II			TM9-6920-742-24P-3			
(1)	(2)	(3)	(4)	(5)	(6)	(7)
ITEM	SMR			PART		
NO	CODE	NSN	CAGEC	NUMBER	DESCRIPTION AND USABLE ON CODES(UOC)	QTY
GROUP 13 FIG. 32						
TARGET HOLDING SET 11829340						
01	PAOZZ	5305000546652	96906	MS51957-28	SCREW,MACHINE	6
02	PAOZZ	5310009296395	96906	MS35338-136	WASHER,LOCK	12
03	PAOZZ	5310006389857	88044	AN960C6L	WASHER,FLAT	7
04	PAOZZ	5340008576190	19200	9353908	POST,ELECTRICAL MECHANICAL	1
05	PAOZZ	3040012089506	19200	11829282	HUB,BODY	2
06	PAOZZ	5310005157449	88044	AN960C416L	WASHER,FLAT	12
07	PAOZZ	5305009587667	96906	MS16996-23	SCREW,CAP,SOCKET HEAD	4
08	XDOZZ		19200	11829423	PLATE, IDENTIFICATION	1
09	PAOZZ	5935011366572	96906	MS3181-16NA	COVER,ELECTRICAL CONNECTOR	1
10	PAOZZ	5930012348168	19200	11829352	GUARD,SWITCH	1
11	PAOZZ	7690011588448	19200	11829385	MARKER, IDENTIFICATION	1
12	PAFZZ	5975007275153	96906	MS3367-4-9	STRAP, TIEDOWN, ELECTRICAL	5
13	PAOZZ	5330008068769	96906	MS25196-1	PACKING WITH RETAINER	1
14	PAFFF	5995013826835	19200	11829394	WIRING HARNESS SEE FIG. 36 FOR BREAKDOWN	1
15	PAFZZ	5320004902238	81349	M24243/6-A503H	RIVET,BLIND	14
16	PAFZZ	5340011582275	19200	11829368	CATCH,CLAMPING	6
17	PAOZZ	5935009905580	96906	MS3181-14N	COVER,ELECTRICAL CONNECTOR	2
18	PAOZZ	5935011192885	96906	MS3181-20NA	COVER,ELECTRICAL CONNECTOR	1
19	PAOZZ	4820011588364	19200	11829389	VALVE,VENT	1
20	PAOZZ	5310001670812	88044	AN960C10L	WASHER,FLAT	2
21	PAOZZ	5305008316583	96906	MS21295-29	SCREW,SELF-LOCKING	1
22	PAOZZ	5310008976145	96906	MS21083C4	NUT,SELF-LOCKING, HEXAGON	4
23	PAOZZ	6920012032769	19200	9363060	COVER,PROTECTIVE	1
24	PBOFF	6920013912588	19200	11829342	TARGET FRAME, COMBINATION SEE FIG 34 FOR BREAKDOWN M64	1
25	PAOFF	6680013820478	19200	11829372	SHAFT ASSEMBLY, FLEXIBLE, SEE FIG. 39 FOR BREAKDOWN	1
26	PAFZZ	6625014111266	19200	11829392	SWITCH,ELECTRONIC	1
27	PAFZZ	5998011588255	19200	11829321	CIRCUIT CARD ASSEMBLY	1
28	PAFZZ	6920011588639	19200	11829366	MOUNTING PLATE	1
29	PAOZZ	5305002257773	96906	MS16996-22	SCREW,CAP,SOCKET HEAD	8
30	PAFFF	6920011582231	19200	11829381	MOTOR,DRIVE ASSEMBLY, SEE FIG. 37 FOR BREAKDOW	1
31	PAOZZ	3040011588640	19200	11829365	MOUNTING PLATE	1
32	PA000	5895011588166	19200	11829343-1	COVER,ELECTRONIC COMMUNICATION, SEE FIG. 33 FOR BREAKDOWN	1
33	PAOZZ	5330012153945	19200	9387225	GASKET	1
34	PAFZZ	5305000593658	96906	MS51958-62	SCREW,MACHINE	1
35	XDFZZ		19200	11829408	HOUSING ASSEMBLY	1
36	PAFZZ	5310009259646	96906	MS21083C06	NUT,SELF-LOCKING, HEXAGON	2
37	PAFZZ	5305011582230	19200	11829400-2	SCREW ASSEMBLY	2
38	PAFZZ	5999011588254	19200	9341125	CIRCUIT CARD ASSEMBLY	1
39	PAFFF	5998013813729	19200	11829367	..ELECTRONIC COMPONENT, SEE FIG. 38 FOR BREAKDOWN	1
40	PAOFF	6920011582235	19200	9341015	TARGET ARM ASSEMBLY SEE FIG. 40 FOR BREAKDOWN	1
41	PAOZZ	6650013826411	19200	11785557	MOUNT SUBASSEMBLY	2

SECTION II**TM9-6920-742-24P-3**

(1)	(2)	(3)	(4)	(5)	(6)	(7)
ITEM	SMR			PART		
NO	CODE	NSN	CAGEC	NUMBER	DESCRIPTION AND USABLE ON CODES(UOC)	QTY
42	PAOZZ	6920011649625	19200	11829332	TARGET,MANNEQUIN	V
43	PAOZZ	6920013876397	19200	11829647	TARGET,MANNEQUIN	V
					UOC : M64	

END OF FIGURE

TM 9-6920-742-24P-3
SECTION II.

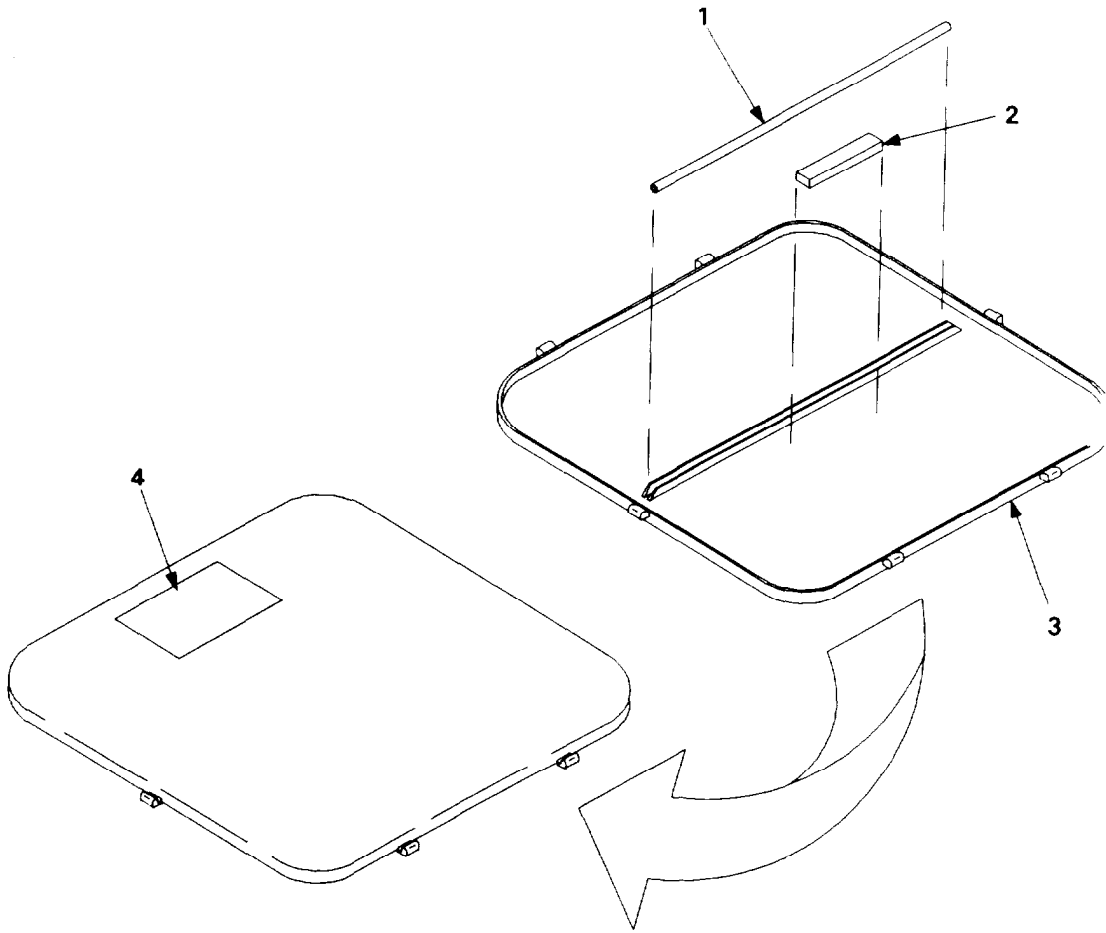


Figure 33. Cover, Electronic Communication 11829343-1.

SECTION II			TM9-6920-742-24P-3			
(1)	(2)	(3)	(4)	(5)	(6)	17)
ITEM NO	SMR CODE	NSN	CAGEC	PART NUMBER	DESCRIPTION AND USABLE ON CODES(UOC)	QTY
GROUP 1301 FIG. 33						
COVER, ELECTRONIC COMMUNICATION 11829343-1						
01	PAOZZ	5330031582238	19200	11829403	GASKET	V
02	PAOZZ	5340015621167	19200	11829387	PAD, CUSHIONING	1
03	XAOZZ		19200	11829344	PLATE	1
04	PAOZZ	7690011588449	19200	11829368	MARKER, IDENTIFICATION	1

END OF FIGURE

SECTION II.

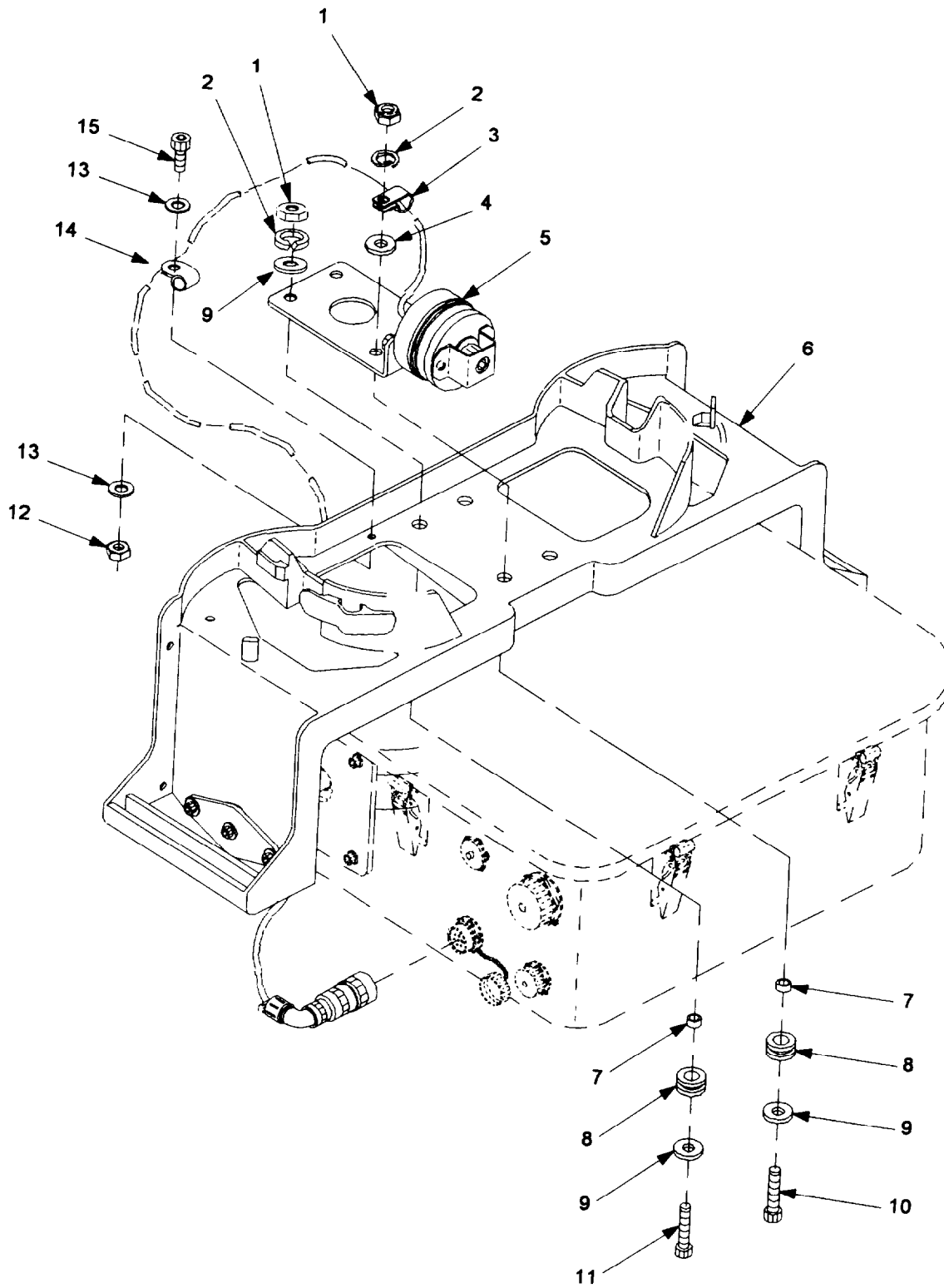


Figure 34. Target Arm Assembly 11829342.

SECTION II

TM9-6920-742-24P-3

(1) ITEM NO	(2) SMR CODE	(3) NSN	(4) CAGEC	(5) PART NUMBER	(6) DESCRIPTION AND USABLE ON CODES(UOC)	(7) QTY
GROUP 1302 FIG. 34						
TARGET ARM ASSEMBLY 11829342						
01	PAFZZ	5310004005503	96906	MS35650-3254	NUT,PLAIN,HEXAGON UOC : M64	4
02	PAFZZ	5310009338121	96906	MS35338-139	WASHER,LOCK	4
03	PAFZZ	5340000809853	96906	11821333-97	CLAMP,LOOP	1
04	PAFZZ	5310005319515	88044	AN960C416	WASHER,FLAT	1
05	AFFFF		19200	9363053	SENSOR,HIT INDICATOR, SEE FIG. 35 FOR BREAKDOWN UOC : M64	1
06	XDFZZ		19200	11829279	TARGET,ARM UOC : M64	1
07	PAFZZ	5365013582135	80205	NAS430D4-28N	SPACER,SLEEVE	4
08	PAFZZ	5325002496345	96906	MS35489-69	GROMMET,NONHETALLIC	4
09	PAFZZ	5310008805977	96906	MS15795-811	WASHER,FLAT UOC : M64	8
10	PAFZZ	5305004562430	96906	MS35308-310	SCREW,CAP,HEXAGON HEAD UOC : M64	1
11	PAFZZ	5305005907863	96906	MS35308-308	SCREW,CAP,HEXAGON HEAD UOC : M64	3
12	PAZZ	5310009261835	96906	MS21083C3	NUT,SELF-LOCKING, HEXAGON	3
13	PAZZ	5310001670801	88044	AN960C10	WASHER,FLAT UOC : M64	3
14	PAZZ	5340005433931	96906	MS25281R3	CLAMP,LOOP UOC : M64	3
15	PAZZ	5305009591909	96906	MS16996-11	SCREW,CAP,SOCKET HEAD UOC : M64	3

END OF FIGURE

TM 9-6920-742-24P-3
SECTION II.

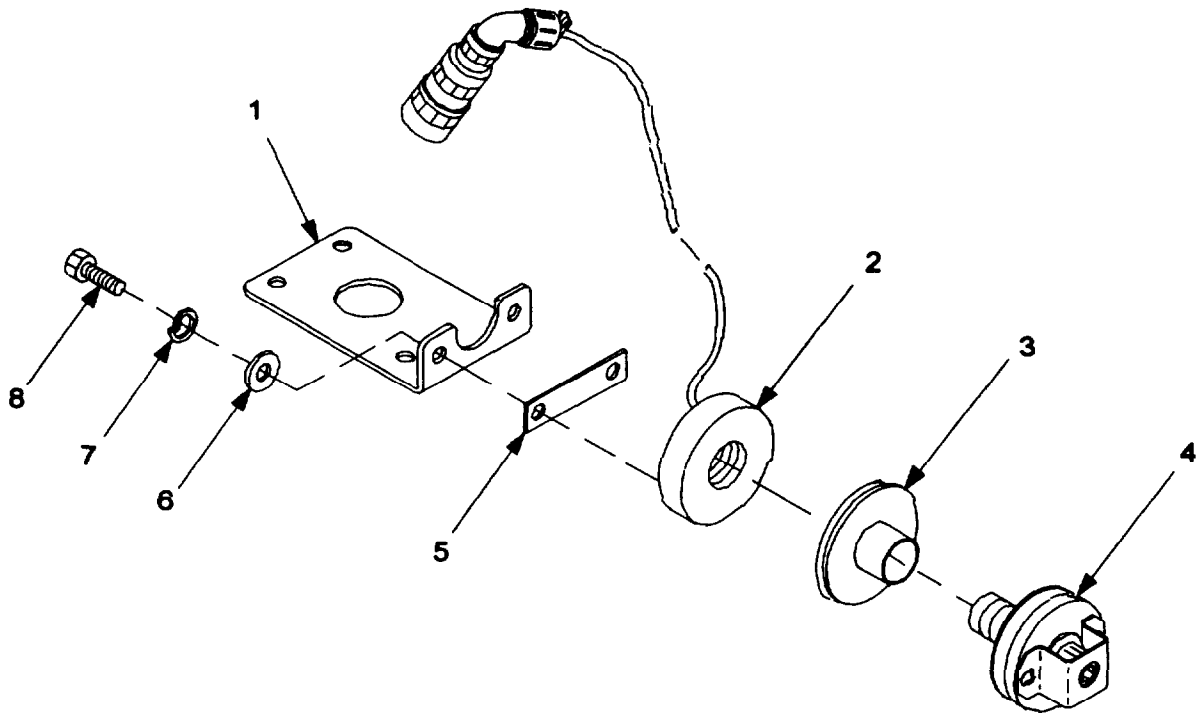


Figure 35. Hit Sensor Assembly 9363053.

SECTION II			TM 9-6920-742-24P-3		(6)	(7)
(1)	(2)	(3)	(4)	(5)		
ITEM	SMR			PART		
NO	CODE	NSN	CAGEC	NUMBER	DESCRIPTION AND USABLE ON CODES (UOC)	QTY
GROUP 130201 FIG. 35						
HIT SENSOR ASSEMBLY 9363053						
01	PAFZZ	5340011679829	19200	11829357	BRACKET, ANGLE UOC: M64	1
02	PAFZZ	6920011588069	19200	11829348	SENSOR, HIT INDICATOR UOC: M64	1
03	PAOZZ	5365014170903	19200	12960732	SPACER SET, RING UOC: M64	1
04	PAOZZ	5340014088517	19200	9363052	CLAMP, BLOCK UOC: M64	1
05	PAFZZ	5970011653082	19200	11829358	INSULATOR, PLATE UOC: M64	1
06	PAFZZ	5310008805977	96906	MS15795-811	WASHER, FLAT UOC: M64	2
07	PAFZZ	5310009338121	96906	MS35338-139	WASHER, LOCK UOC: M64	2
08	PAFZZ	5305000529329	96906	MS16996-21	SCREW, CAP, SOCKET HEAD UOC: M64	2

END OF FIGURE

TM 9-6920-742-24P-3
SECTION II.

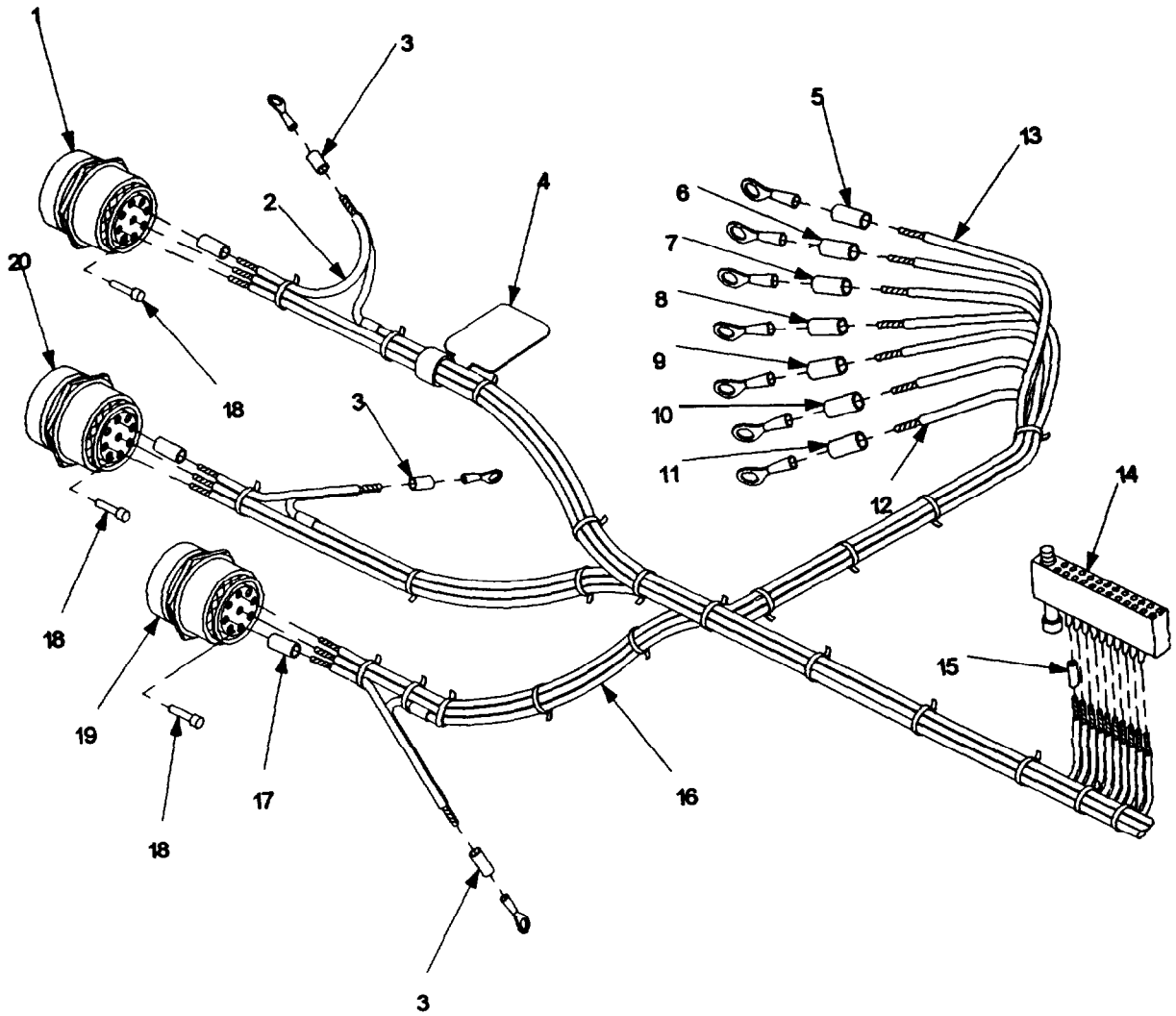


Figure 36. Wiring Harness 11829394 (Sheet 1 Of 2).

SECTION II.

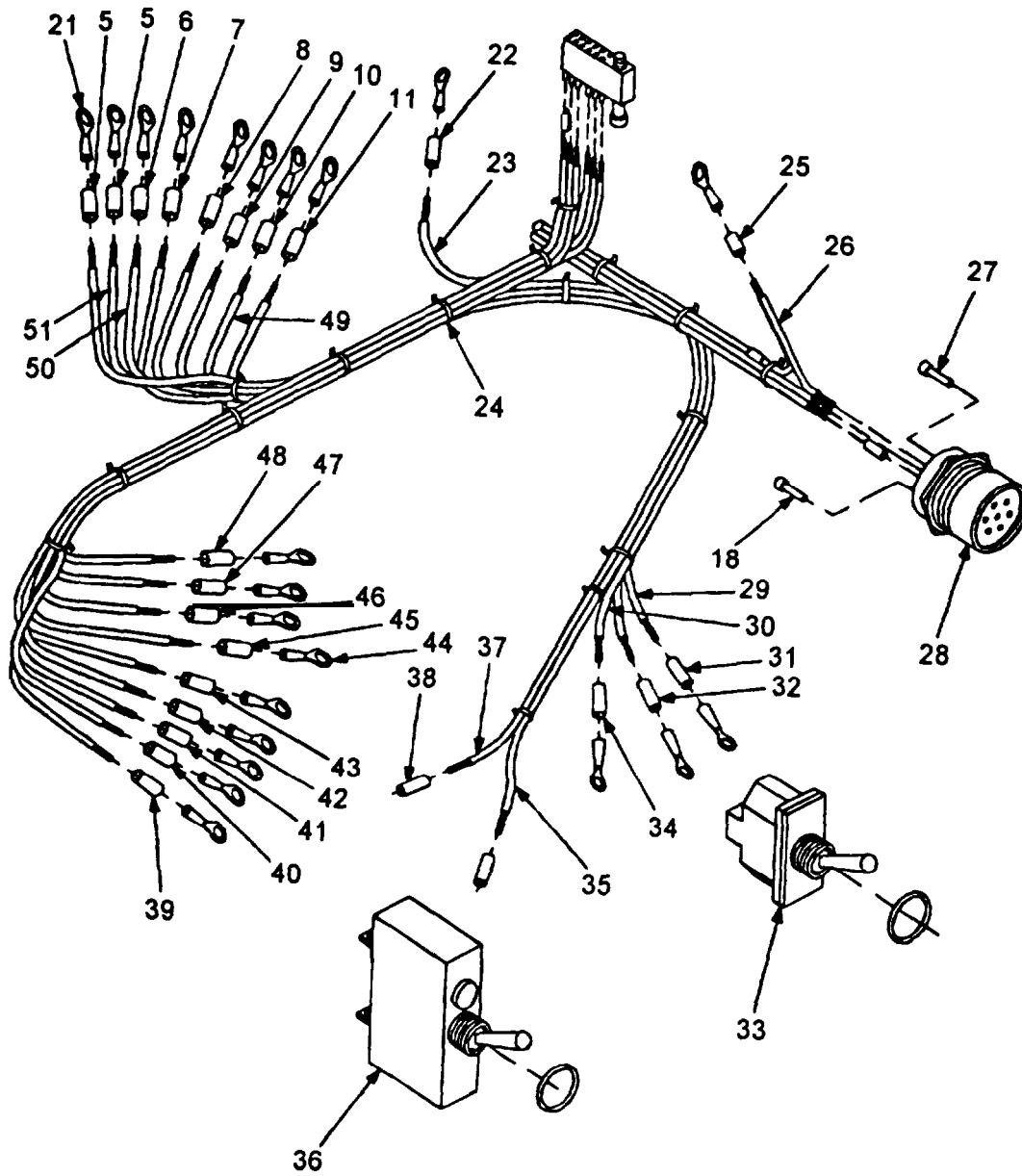


Figure 36. Wiring Harness 11829394 (Sheet 2 of 2).

SECTION II			TM 9-6920-742-24P-3			
(1)	(2)	(3)	(4)	(5)	(6)	(7)
ITEM	SMR			PART		
NO	CODE	NSN	CAGEC	NUMBER	DESCRIPTION AND USABLE ON CODES (UOC)	QTY
GROUP 1303 FIG. 36						
WIRING HARNESS 11829394						
01	PAFZZ	5935011700022	96906	MS3474W20-39S	CONNECTOR, RECEPTACLE	1
02	PAFZZ	6145009394964	81349	M22759/11-20-9	WIRE, ELECTRICAL	V
03	MFFZZ		19200	9341182-38	MARKER, IDENTIFICATION, USE NSN 5970-00-787-2325	3
04	MFFZZ		19200	9387201-3	MARKER, IDENTIFICATION, USE NSN 5975-00-043-3403	1
05	MFFZZ		19200	9341182-31	MARKER, IDENTIFICATION, USE NSN 5970-00-787-2325	3
06	MFFZZ		19200	9341182-20	MARKER, IDENTIFICATION, USE NSN 5970-00-787-2325	2
07	MFFZZ		19200	9341182-19	MARKER, IDENTIFICATION, USE NSN 5970-00-787-2325	2
08	MFFZZ		19200	9341182-32	MARKER, IDENTIFICATION, USE NSN 5970-00-787-2325	2
09	MFFZZ		19200	9341182-33	MARKER, IDENTIFICATION, USE NSN 5970-00-787-2325	2
10	MFFZZ		19200	9341182-37	MARKER, IDENTIFICATION, USE NSN 5970-00-787-2325	2
11	MFFZZ		19200	9341182-18	MARKER, IDENTIFICATION, USE NSN 5970-00-787-2325	2
12	PAFZZ	6145009394957	81349	M22759/11-20-2	WIRE, ELECTRICAL	V
13	PAFZZ	6145009394955	81349	M22759/11-20-0	WIRE, ELECTRICAL	V
14	PAFZZ	5935011611757	19200	9353914	CONNECTOR, RECEPTACLE	1
15	PCFZZ	5970008122968	81349	M23053/5-102-0	INSULATION SLEEVING	V
16	XDFZZ		81349	EC22U0-2-9STW	CABLE, SPECIAL PURPOSE	V
17	PAFZZ	5940000413646	19200	9341118	SPLICE, CONDUCTOR	2
18	PAFZZ	5935004967171	96906	MS27488-20	PLUG, END SEAL, ELECTRICAL	7
19	PAFZZ	5935011737320	96906	MS3474W14-15S	CONNECTOR, RECEPTACLE	1
20	PAFZZ	5935011499389	96906	MS3474W14-12S	CONNECTOR, RECEPTACLE	1
21	PAFZZ	5940002835280	96906	MS25036-106	TERMINAL, LUG	12
22	MFFZZ		19200	9341182-41	MARKER, IDENTIFICATION, USE NSN 5970-00-787-2325	1
23	XDFZZ		81349	M16878/4BFE5	CABLE, SPECIAL PURPOSE	V
24	PAFZZ	5975007275153	96906	MS3367-4-9	STRAP, TIEDDOWN, ELECTRICAL	V
25	MFFZZ		19200	9341182-40	MARKER, IDENTIFICATION, USE NSN 5970-00-787-2325	1
26	PAFZZ	6145009394960	81349	M22759/11-20-5	WIRE, ELECTRICAL	V
27	PAFZZ	5935010970399	96906	MS27488-12	PLUG, END SEAL, ELECTRICAL	2
28	PAFZZ	5935012187936	96906	MS3124E16-14P	CONNECTOR, RECEPTACLE	1
29	PAFZZ	6145009686568	81349	M22759/11-22-92	WIRE, ELECTRICAL	V
30	PAFZZ	6145009498006	81349	M22759/11-22-9	WIRE, ELECTRICAL	V
31	MFFZZ		19200	9341182-42	MARKER, IDENTIFICATION, USE NSN 5970-00-787-2325	1
32	MFFZZ		19200	9341182-43	MARKER, IDENTIFICATION, USE NSN 5970-00-787-2325	1
33	PAFZZ	5930006831632	96906	MS24523-26	SWITCH, TOGGLE	1
34	MFFZZ		19200	9341182-44	MARKER, IDENTIFICATION, USE NSN 5970-00-787-2325	1

SECTION II			TM 9-6920-742-24P-3			
(1)	(2)	(3)	(4)	(5)	(6)	(7)
ITEM	SMR			PART		
NO	CODE	NSN	CAGEC	NUMBER	DESCRIPTION AND USABLE ON CODES(UOC)	QTY
35	PAFZZ	6145011280325	81349	M16878/4BKE2	WIRE, ELECTRICAL	V
36	PAFZZ	5925011686090	19200	11829397	CIRCUIT BREAKER	1
37	PAFZZ	6145006006075	81349	M22759/11-16-2	WIRE, ELECTRICAL	V
38	PCFZZ	5970009541624	81349	M23053/5-107-0	INSULATION SLEEVING	V
39	MFFZZ		19200	9341182-9	MARKER, IDENTIFICATION, USE NSN 5970-00-787-2325	1
40	MFFZZ		19200	9341182-10	MARKER, IDENTIFICATION, USE NSN 5970-00-787-2325	1
41	MFFZZ		19200	9341182-11	MARKER, IDENTIFICATION, USE NSN 5970-00-787-2325	1
42	MFFZZ		19200	9341182-12	MARKER, IDENTIFICATION, USE NSN 5970-00-787-2325	1
43	MFFZZ		19200	9341182-13	MARKER, IDENTIFICATION, USE NSN 5970-00-787-2325	1
44	PAFZZ	5940002048966	96906	MS25036-102	TERMINAL, LUG	20
45	MFFZZ		19200	9341182-14	MARKER, IDENTIFICATION, USE NSN 5970-00-787-2325	1
46	MFFZZ		19200	9341182-15	MARKER, IDENTIFICATION, USE NSN 5970-00-787-2325	1
47	MFFZZ		19200	9341182-16	MARKER, IDENTIFICATION, USE NSN 5970-00-787-2325	1
48	MFFZZ		19200	9341182-17	MARKER, IDENTIFICATION, USE NSN 5970-00-787-2325	1
49	PAFZA	6145009457469	81349	M22759/11-22-2	WIRE, ELECTRICAL	V
50	XDFZZ	6145008051719	81349	M16878/4BKE0	WIRE, ELECTRICAL	V
51	PAFZZ	6145009457467	81349	M22759/11-22-0	WIRE, ELECTRICAL	V

END OF FIGURE

SECTION II.

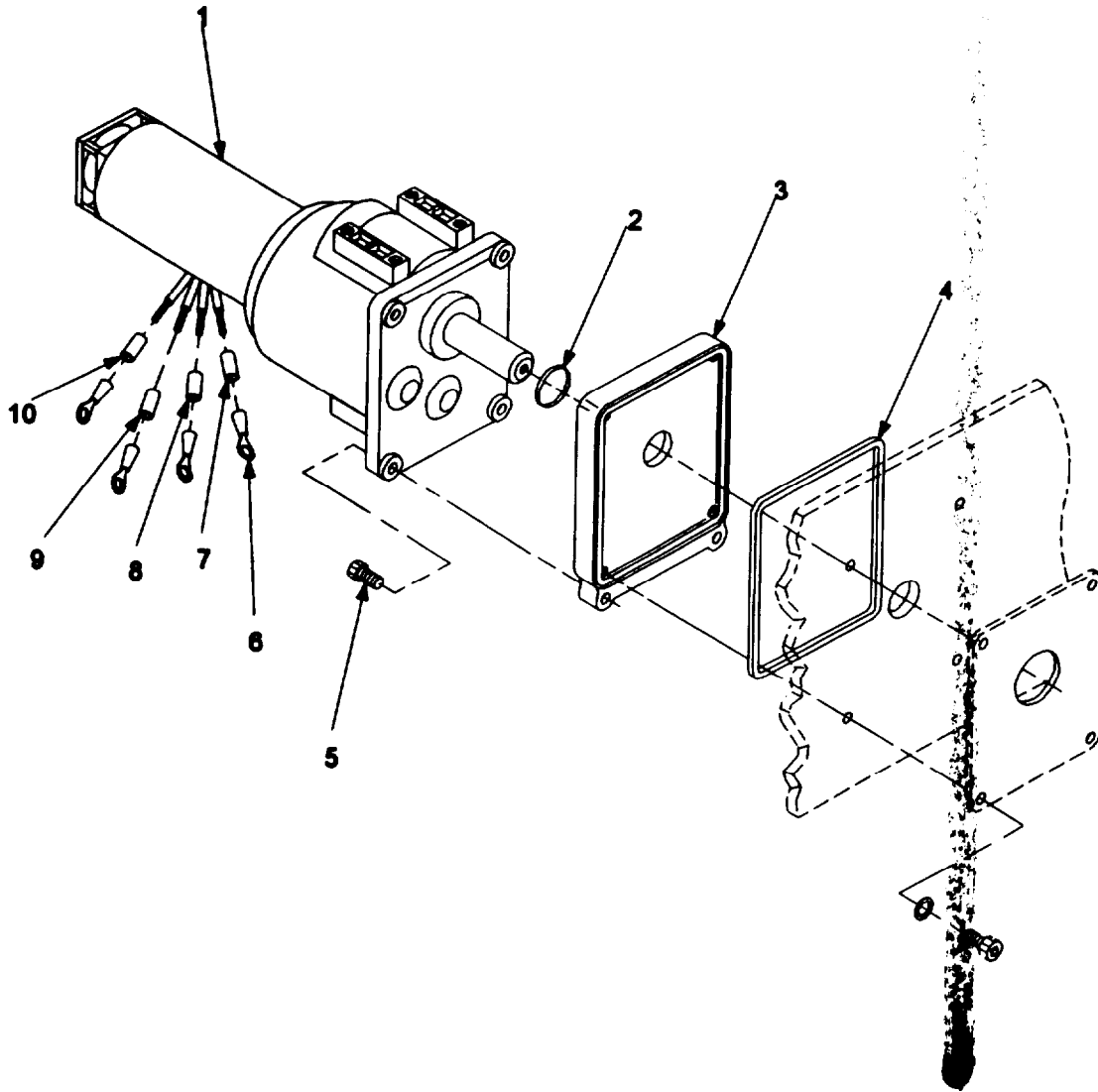


Figure 37. Motor, Drive Assembly 11829381.

SECTION II			TM 9-6920-742-24P-3		(6)	(7)
(1)	(2)	(3)	(4)	(5)		
ITEM	SMR			PART		
NO	CODE	NSN	CAGEC	NUMBER	DESCRIPTION AND USABLE ON CODES (UOC)	QTY

GROUP 1304 FIG. 37

MOTOR, DRIVE ASSEMBLY 11829381

01	PAFZZ	6105011582232	19200	11829380	MOTOR, DIRECT CURRENT	1
02	PAFZZ	5330011666542	19200	11829416	SEAL, NONMETALLIC ROUND	1
03	PAFZZ	6920011582233	19200	11829273	MOUNTING PLATE	1
04	PAFZZ	5330005797923	96906	MS28775-247	O-RING	1
05	PAFZZ	5305009587667	96906	MS16996-23	SCREW, CAP, SOCKET HEAD	4
06	PAFZZ	5940002048966	96906	MS25036-102	TERMINAL, LUG	4
07	MFFZZ		19200	9341182-30	MARKER, IDENTIFICATION, USE NSN 5970-00-787-2325	1
08	MFFZZ		19200	9341182-27	MARKER, IDENTIFICATION, USE NSN 5970-00-787-2325	1
09	MFFZZ		19200	9341182-28	MARKER, IDENTIFICATION, USE NSN 5970-00-787-2325	1
10	MFFZZ		19200	9341182-29	MARKER, IDENTIFICATION, USE NSN 5970-00-787-2325	1

END OF FIGURE

TM 9-6920-742-24P3
SECTION II.

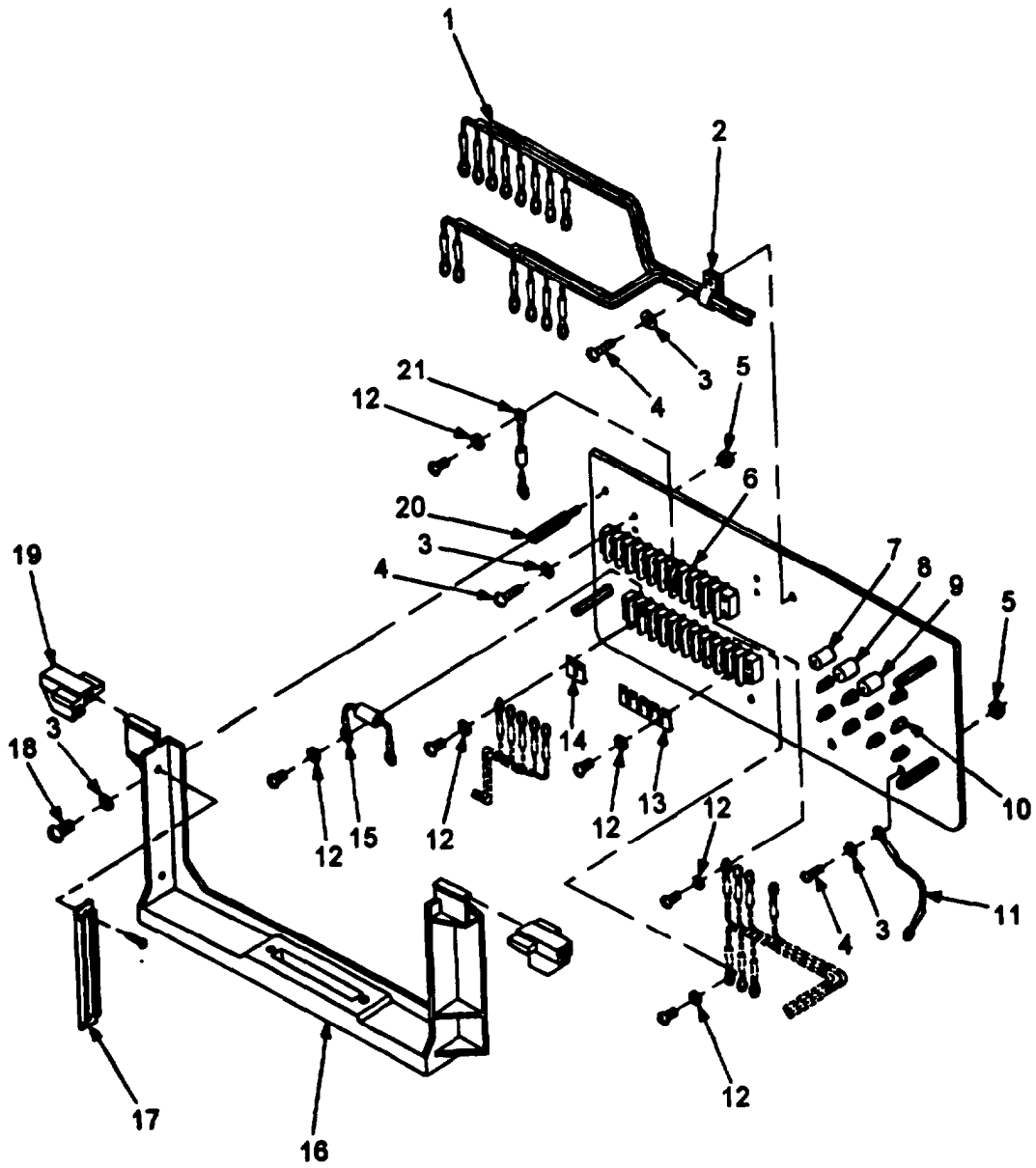


Figure 38. Electronic Component 11829367 (Sheet 1 of 2).

SECTION II.

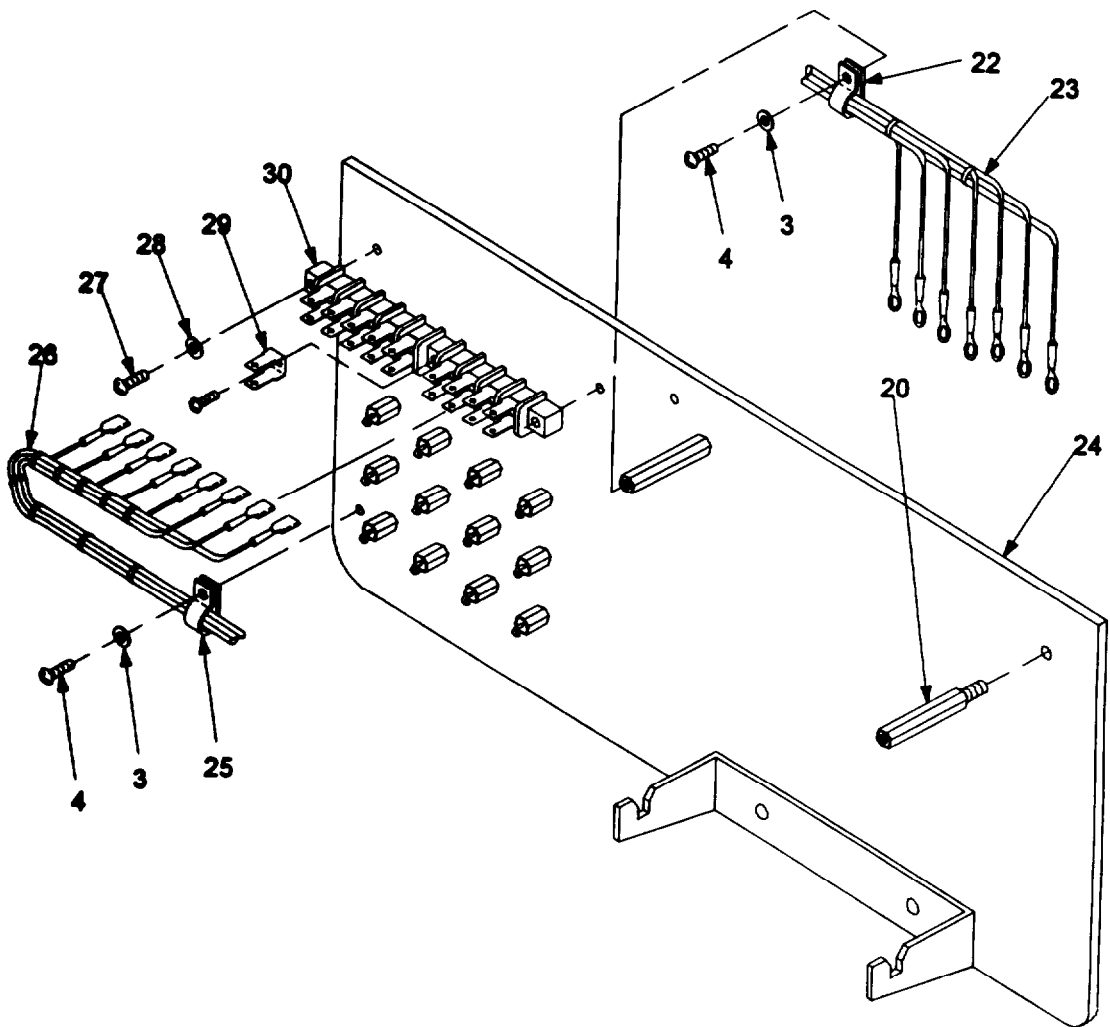


Figure 38. Electronic Component 11829367 (Sheet 2 of 2).

SECTION II			TM 9-6920-742-24P-3		(6)	(7)
(1)	(2)	(3)	(4)	(5)		
ITEM	SMR			PART		
NO	CODE	NSN	CAGEC	NUMBER	DESCRIPTION AND USABLE ON CODES (UOC)	QTY
GROUP 1305 FIG. 38						
ELECTRONIC COMPONENT 11829367						
01	PAFZZ	5995013826854	19200	9353920	WIRING HARNESS	1
02	PAFZZ	5340009883210	96906	MS25281R4	CLAMP, LOOP	1
03	PAFZZ	5310005319514	88044	AN960C6	WASHER, FLAT	19
04	PAFZZ	5305000546656	96906	MS51957-32	SCREW, MACHINE	8
05	PAFZZ	5310008014420	80205	NAS679C06M	NUT, SELF-LOCKING, HEXAGON	10
06	PAFZZ	5940009836087	81349	38TB10F	TERMINAL BOARD	2
07	PAFZZ	5915010321850	81349	M15733/24-0008	FILTER, RADIO FREQUENCY	1
08	PAFZZ	5915010141493	81349	M15733/26-0001	FILTER, RADIO FREQUENCY	1
09	PAFZZ	5915010575029	81349	M15733/24-0006	FILTER, RADIO FREQUENCY	1
10	PAFZZ	5910008047566	81349	CK70AW102M	CAPACITOR, FIXED, CERAMIC	9
11	XDFZZ		19200	9353941	STRAP, BONDING	1
12	PAFZZ	5310009296395	96906	MS35338-136	WASHER, LOCK	50
13	XDFZZ		81349	TBJE38-5	BUS, CONDUCTOR	1
14	XDFZZ		81349	TBJE38-2	BUS, CONDUCTOR	1
15	PAFZZ		19200	9354186-1	SEMICONDUCTOR DEVICE	1
16	PAFZZ	5998011613660	19200	11829319	HOLDER, PRINTED CIRCUIT	1
17	PAFZZ	5998008430925	19200	11829401	HOLDER, PRINTED CIRCUIT	2
18	PAFZZ	5305000546653	96906	MS51957-29	SCREW, MACHINE	10
19	PAFZZ	5998011658896	19200	11829320	HOLDER, ELECTRICAL CIRCUIT	2
20	PAFZZ	5340012318552	80205	NAS1831C4C16	POST, ELECTRICAL- MECHANICAL	6
21	PAFZZ		19200	9354186-2	SEMICONDUCTOR DEVICE	1
22	PAFZZ	5340009899224	96906	MS25281-R6	CLAMP, LOOP	1
23	PAFZZ	5995013826820	19200	11829393	WIRING HARNESS	1
24	PAFZZ	5999011582295	19200	9341159	PRINTED WIRING BOARD	1
25	PAFZZ	5340005433931	96906	MS25281R3	CLAMP, LOOP	1
					UOC: M64	
26	PAFZZ	5995013826811	19200	9353918	WIRING HARNESS	1
27	PAFZZ	5305000546655	96906	MS51957-31	SCREW, MACHINE	2
28	PAFZZ	5310006166822	80205	NAS620-6L	WASHER, FLAT	2
29	PAFZZ	5940004112643	19200	9340880	TERMINAL, QUICK CONNECT	10
30	PAFZZ	5940011620341	19200	9341154	TERMINAL STRIP, GROUNDING	1

END OF FIGURE

SECTION II.

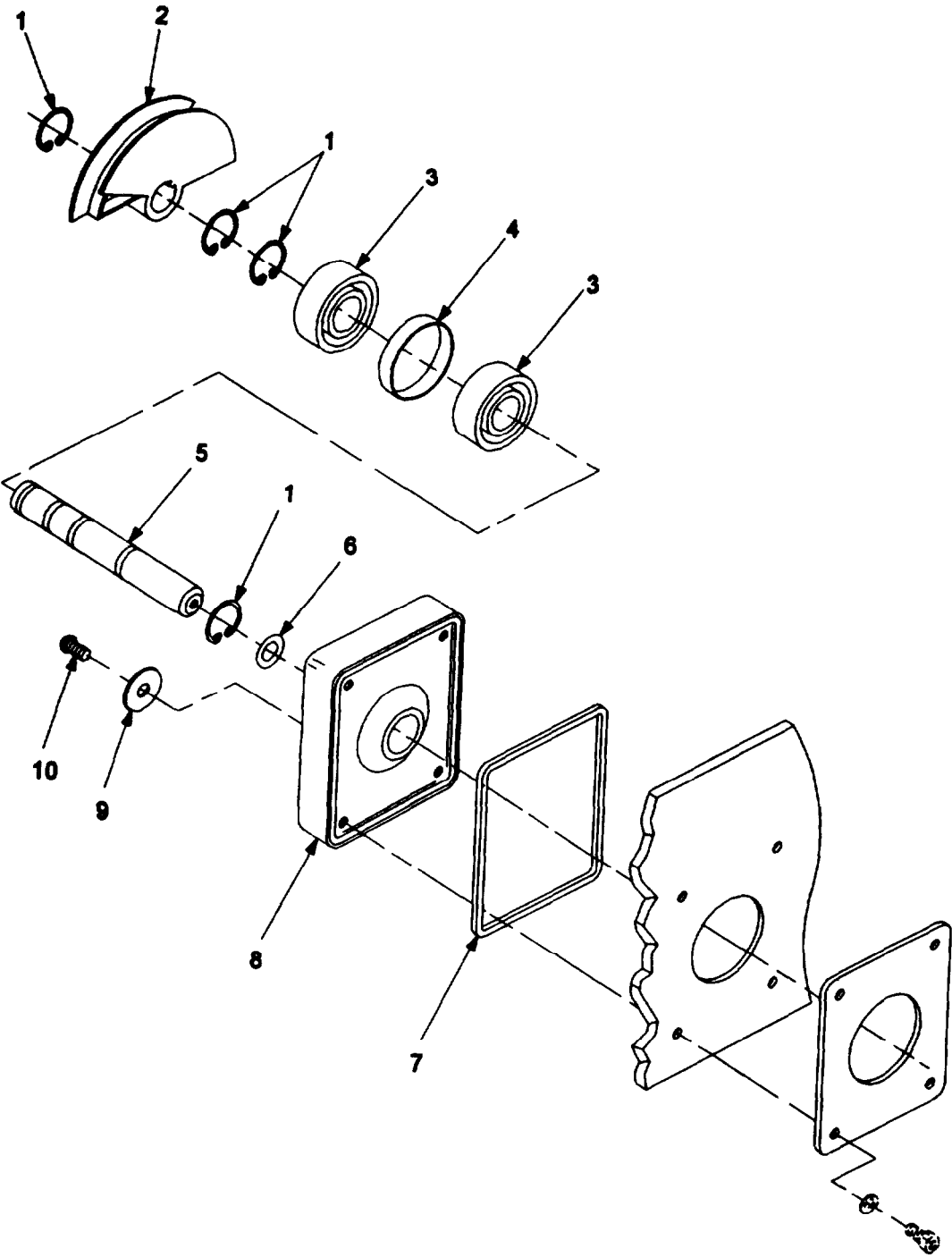


Figure 39. Shaft Assembly, Flexible 11829372.

SECTION II**TM 9-6920-742-24P-3**

(1) ITEM NO	(2) SMR CODE	(3) NSN	(4) CAGEC	(5) PART NUMBER	(6) DESCRIPTION AND USABLE ON CODES (UOC)	(7) QTY
GROUP 1306 FIG. 39						
SHAFT ASSEMBLY, FLEXIBLE 11829372						
01	PAFZZ	5325004038127	96906	MS3217-4062	RING, RETAINING	4
02	PAFZZ	6920011582234	19200	11829386	ACTUATOR ASSEMBLY	1
03	PAFZZ	3110011611741	19200	11829469	BEARING, BALL, ANNULAR	2
04	PAFZZ	5365011682179	19200	11829375	SPACER, RING	1
05	PAFZZ	3040012118413	19200	9363097	SHAFT, STRAIGHT	1
06	PAFZZ	5330011666542	19200	11829416	SEAL, NONMETALLIC ROUND	1
07	PAFZZ	5330005797921	96906	MS28775-245	O-RING	1
08	XDFZZ		19200	11829271	HOUSING, BEARING UNIT	1
09	PAFZZ	5310001670765	88044	AN970-3	WASHER, FLAT	4
10	PAFZZ	5305000593655	96906	MS51958-59	SCREW, MACHINE	4

END OF FIGURE

SECTION II.

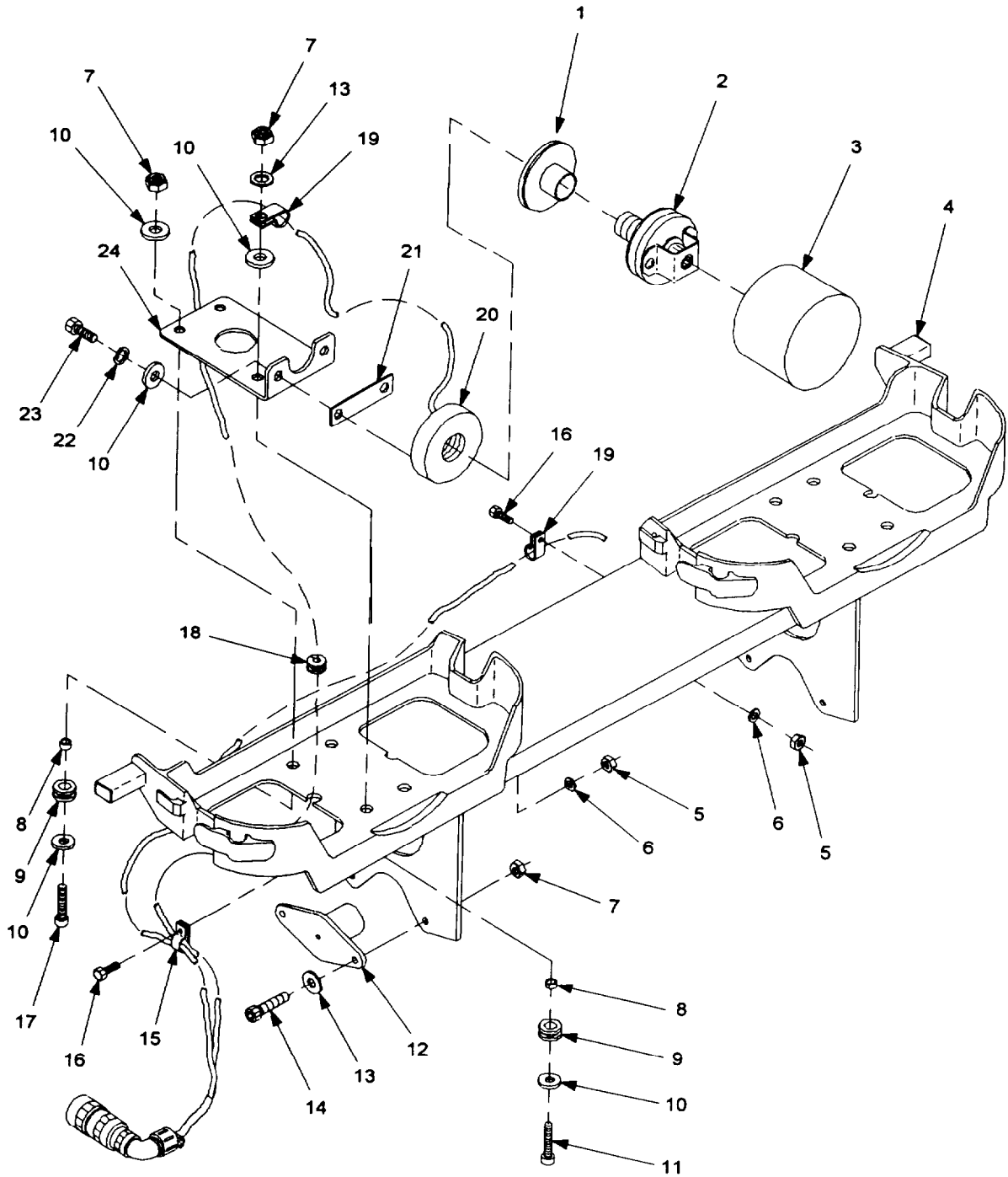


Figure 40. Target Arm Assembly 9341015.

SECTION II			TM 9-6920-742-24P-3			
(1)	(2)	(3)	(4)	(5)	(6)	(7)
ITEM NO	SMR CODE	NSN	CAGEC	PART NUMBER	DESCRIPTION AND USABLE ON CODES (UOC)	QTY
GROUP 1307 FIG 40						
DOUBLE TARGET ARM ASSEMBLY 9341015						
01	PAOZZ	5365014170903	19200	12960732	SPACER SET, RING UOC: AT4	2
02	PAOZZ	5340014088517	19200	9363052	CLAMP, BLOCK UOC: AT4	2
03	PAOZZ	6920012032769	19200	9363060	COVER, PROTECTIVE UOC: AT4	2
04	XDFZZ		19200	9341018	ARM, DOUBLE TARGET UOC: AT4	1
05	PAOZZ	5310009261835	96906	MS21083C3	NUT, SELF-LOCKING, HEXAGON UOC: AT4	5
06	PAOZZ	5310001670801	88044	AN960C10	WASHER, FLAT UOC: AT4	9
07	PAOZZ	5310008976145	96906	MS21083C4	NUT, SELF-LOCKING, HEXAGON UOC: AT4	10
08	PAFZZ	5365013582135	80205	NAS43DD4-28N	SPACER, SLEEVE UOC: AT4	8
09	PAFZZ	5325002496345	96906	MS35489-69	GROMMET, NONMETALLIC UOC: AT4	8
10	PAFZZ	5310008805977	80063	SCD539506-4	WASHER, FLAT UOC: AT4	20
11	PAFZZ	5305002257775	96906	MS16996-25	SCREW, CAP, SOCKET HEAD UOC: AT4	2
12	PAOZZ	3040013488130	19200	9387230	BRACKET, EYE, NONROTATING UOC: AT4	1
13	PAOZZ	5310005157449	88044	AN960C416L	WASHER, FLAT UOC: AT4	6
14	PAOZZ	5305009587667	96906	MS16996-23	SCREW, CAP, SOCKET HEAD UOC: AT4	2
15	PAOZZ	5340009883210	96906	MS25281R4	CLAMP, LOOP UOC: AT4	1
16	PAOZZ	5305009591909	96906	MS16996-11	SCREW, CAP, SOCKET HEAD UOC: AT4	5
17	PAFZZ	5305002257774	96906	MS16996-24	SCREW, CAP, SOCKET HEAD UOC: AT4	6
18	PAFZZ	5325001749336	96906	MS35489-31	GROMMET, NONMETALLIC UOC: AT4	2
19	PAFZZ	5340000809853	96906	MS21333-97	CLAMP, LOOP UOC: AT4	6
20	PAFZZ	6920011582236	19200	9341016	HIT SENSOR UOC: AT4	1
21	PAFZZ	5970011653082	19200	11829358	INSULATOR, PLATE UOC: AT4	2
22	PAFZZ	5310009338121	96906	MS35338-139	WASHER, LOCK UOC: AT4	4
23	PAFZZ	5305000529329	96906	MS16996-21	SCREW, CAP, SOCKET HEAD UOC: AT4	4
24	PAFZZ	5340011679829	19200	11829357	BRACKET, ANGLE	2

END OF FIGURE

SECTION II			TM 9-6920-742-24P-3			
(1)	(2)	(3)	(4)	(5)	(6)	(7)
ITEM	SMR			PART		
NO	CODE	NSN	CAGEC	NUMBER	DESCRIPTION AND USABLE ON CODES (UOC) QTY	

GROUP 9999 FIG. BULK

BULK MATERIALS

1	PCFZZ	5970000523301	81349	M23053/5-106-4	INSULATION SLEEVING	V
2	PCFZZ	5970000573545	81349	M23053/5-109-4	INSULATION SLEEVING	V
3	PCFZZ	5970007872325	81349	M23053/5-104-4	INSULATION SLEEVING	V
4	PAOZZ	5975000433403	96906	MS3368-1-9B	STRAP, TIEDOWN, ELECT	V

END OF FIGURE

BULK-1

SECTION IV

TM 9-6920-742-24P-3

CROSS-REFERENCE INDEXES

STOCK NUMBER	NATIONAL STOCK NUMBER INDEX		STOCK NUMBER	FIG.	ITEM
	FIG.	ITEM			
5330-00-009-3948	20	23	5306-00-156-2341	02	04
5330-00-009-3949	20	09	5940-00-159-1292	22	01
5340-00-010-3090	02	09		23	01
6145-00-013-8651	15	09		24	03
5310-00-020-3260	03	23	5310-00-167-0765	39	09
	12	08	5310-00-167-0801	10	04
	18	08		19	04
	29	04		34	13
5365-00-023-4542	02	02		40	07
5940-00-041-3646	26	03	5310-00-167-0804	18	02
	36	17	5310-00-167-0806	18	16
5975-00-043-3403	BULK	4		29	12
5970-00-052-3301	BULK	1	5310-00-167-0812	32	20
5305-00-052-9329	35	08	5310-00-167-0814	03	17
	40	24	5310-00-171-2444	29	13
5305-00-054-6650	20	26	5325-00-174-9336	40	19
5305-00-054-6652	20	28	5905-00-175-4283	21	16
	32	01	4030-00-179-7403	02	08
5305-00-054-6653	38	18	5306-00-182-1384	29	10
5305-00-054-6654	21	12	5310-00-183-4355	03	07
5305-00-054-6655	38	27		05	13
5305-00-054-6656	18	18		07	15
	38	04		09	15
5305-00-054-6658	13	05		12	14
5305-00-054-6671	21	11		18	12
5305-00-054-6672	03	01	5310-00-184-9001	05	08
5305-00-054-6673	21	35		07	10
5970-00-057-3545	BULK	2		09	10
5305-00-059-3655	39	10		12	26
5305-00-059-3658	32	34		20	16
5305-00-059-3661	12	33	5315-00-194-2455	13	16
5305-00-059-3662	10	03		20	10
	19	05	5940-00-204-8966	26	11
5305-00-059-3677	12	22		28	09
5325-00-074-3301	14	03		36	44
5340-00-080-9853	34	03		37	06
	40	20	5305-00-225-7773	32	29
5940-00-113-8179	21	05	5305-00-225-7774	40	18
5310-00-141-1795	20	14	5305-00-225-7775	40	12
5940-00-143-4774	21	28	5940-00-230-0515	21	09
	25	04		27	05
	26	38	5935-00-235-8970	26	02
	27	11		27	01
	28	08	5325-00-249-6345	34	08
5940-00-143-4777	06	01		40	10
	08	01	5940-00-283-5280	36	21
	11	01	6145-00-295-2813	21	03
	15	06		26	34
	17	01	5310-00-400-5503	34	01
5940-00-143-4780	21	18	5961-00-403-4545	22	03

SECTION IV

TM 9-6920-742-24P-3

CROSS-REFERENCE INDEXES

STOCK NUMBER	NATIONAL STOCK		NUMBER INDEX		FIG.	ITEM
	FIG.	ITEM	STOCK NUMBER	FIG.		
5961-00-403-4545	23	03	5305-00-590-7863	34	11	
5325-00-403-8127	39	01	5365-00-598-5287	31	04	
5940-00-411-2643	38	29	6145-00-600-6075	36	37	
5305-00-456-2430	13	10	6145-00-600-6174	27	06	
	18	21	5310-00-616-6822	38	28	
	34	10	5310-00-638-9857	13	03	
5310-00-477-6768	18	11		32	03	
5340-00-478-0350	05	03	5310-00-655-7219	04	05	
	07	03	5930-00-660-3947	26	12	
	09	04	5315-00-664-0401	03	13	
	18	27	5305-00-680-4262	18	04	
5320-00-490-2238	20	06	5930-00-683-1632	36	33	
	32	15	5305-00-685-3510	05	15	
5935-00-496-7171	26	18		07	17	
	28	17		09	16	
	36	18		12	16	
5310-00-515-7449	05	07	5305-00-685-3511	05	04	
	07	09		07	04	
	09	09		09	05	
	12	10		12	04	
	32	06		18	09	
	40	14		30	01	
5940-00-531-0530	16	01	5310-00-685-3744	03	02	
5310-00-531-9514	20	22		21	07	
	21	13	5305-00-688-2018	12	23	
	38	03		20	08	
5310-00-531-9515	02	07		29	17	
	03	04	5305-00-719-5121	29	07	
	05	02	5305-00-720-8248	04	04	
	07	02	5975-00-727-5153	21	32	
	09	01		26	30	
	12	06		32	12	
	13	11		36	24	
	18	05	5970-00-727-6728	16	02	
	29	05	5315-00-730-4572	13	21	
	30	02	5970-00-787-2325	BULK	3	
	34	04	5310-00-801-4420	38	05	
5340-00-543-3931	34	14	5310-00-802-4701	03	12	
	38	25		13	12	
5940-00-557-1629	26	24		18	15	
	28	10	5910-00-804-7566	38	10	
5330-00-579-7921	39	07	6145-00-805-1719	21	24	
5330-00-579-7923	37	04		26	42	
5306-00-582-8851	03	06		28	03	
5305-00-590-7863	03	05		36	50	
	05	01	5330-00-806-8769	32	13	
	07	01	5970-00-812-1358	31	16	
	09	03	5970-00-812-1360	31	02	
	12	12	5970-00-812-2968	26	06	
	18	24		36	15	

SECTION IV

TM 9-6920-742-24P-3

CROSS-REFERENCE INDEXES

STOCK NUMBER	NATIONAL STOCK		NUMBER INDEX		FIG.	ITEM
	FIG.	ITEM	STOCK NUMBER	FIG.		
5970-00-815-1295	25	06	5310-00-934-9765	12	32	
	26	08	5310-00-939-0850	03	26	
5306-00-816-2441	13	17		21	06	
5305-00-831-6583	32	21	6145-00-939-4955	36	13	
5306-00-838-0532	03	14	6145-00-939-4957	36	12	
	12	01	6145-00-939-4960	36	26	
	18	29	6145-00-939-4964	31	07	
	29	01		36	02	
	38	17	6145-00-945-7467	26	21	
5998-00-843-0925	32	04		36	51	
5340-00-857-6190	34	09	6145-00-945-7469	26	20	
5310-00-880-5977	35	06		36	49	
	40	11	6145-00-945-7472	26	15	
5310-00-897-6145	02	06		27	03	
	03	24		28	04	
	05	18	5310-00-947-1380	03	22	
	07	19	6145-00-949-8006	28	14	
	09	02		36	30	
	12	28	5970-00-954-1622	31	08	
	13	14	5970-00-954-1624	36	38	
	18	06	5310-00-956-4549	03	11	
	20	15		18	03	
	29	06	5305-00-958-7667	32	07	
	30	04		37	05	
	32	22		40	15	
	40	08	5305-00-959-1909	34	15	
	5935-00-913-7256	15	10		40	17
5310-00-914-6028	13	23	6145-00-968-6568	36	29	
5310-00-925-9646	13	02	5940-00-983-6087	38	06	
	21	14	5310-00-984-7042	05	14	
	32	36		07	16	
5310-00-926-1835	10	05		09	08	
	19	03		12	15	
	20	21	5340-00-988-3210	38	02	
	34	12		40	16	
	40	06	5340-00-989-9224	38	22	
5365-00-927-2972	31	05	5935-00-990-5580	32	17	
5310-00-929-6395	20	25	6145-01-006-2832	06	02	
	32	02		08	02	
	38	12		11	02	
	21	26		17	02	
5310-00-933-8119	05	05	5306-01-008-6672	03	20	
5310-00-933-8121	07	05	5915-01-014-1493	38	08	
	09	06	5915-01-032-1850	38	07	
	12	05	5915-01-057-5029	38	09	
	18	10	5935-01-058-4675	26	07	
	21	10	5340-01-082-6423	03	03	
	34	02	5905-01-084-5886	24	01	
	35	07	5935-01-097-0399	26	43	
	40	23		28	15	

SECTION IV

TM 9-6920-742-24P-3

CROSS-REFERENCE INDEXES

STOCK NUMBER	NATIONAL STOCK NUMBER INDEX				
	FIG.	ITEM	STOCK NUMBER	FIG.	ITEM
5935-01-097-0399	36	27	6920-01-161-3632	09	07
5310-01-107-3589	13	22		12	11
5935-01-107-7293	31	06		18	13
5935-01-119-2885	20	19	5340-01-161-3633	10	01
	32	18		19	01
6145-01-128-0325	21	22	3020-01-161-3634	03	16
	25	02		12	19
	26	35		18	22
	28	02		29	14
	36	35	5998-01-161-3660	38	16
5935-01-128-3598	31	09	6920-01-161-8654	01	11
5935-01-136-6572	20	17	2510-01-161-8655	12	25
	32	09	3010-01-161-8656	12	24
5935-01-138-6462	20	32	6105-01-161-8658	13	09
5935-01-149-9389	26	01	5998-01-161-8659	20	02
	36	20	5340-01-161-8662	03	08
5305-01-158-2230	32	37	5340-01-161-8663	03	25
6920-01-158-2231	32	30	6920-01-161-8664	01	09
6105-01-158-2232	37	01	5925-01-161-8750	25	07
6920-01-158-2233	37	03	5995-01-161-8754	14	04
6920-01-158-2234	39	02	7690-01-161-8773	12	31
6920-01-158-2235	32	40	3030-01-161-8783	13	01
6920-01-158-2236	40	21	3030-01-161-8784	02	05
5330-01-158-2238	33	01	3020-01-161-8825	18	30
5340-01-158-2275	20	07	3020-01-161-8826	13	20
	32	16	3020-01-161-8827	13	24
5999-01-158-2295	38	24	3040-01-161-8842	13	06
6920-01-158-8069	35	02	6150-01-161-8856	01	15
5895-01-158-8166	32	32	6145-01-161-8857	01	04
5999-01-158-8254	32	38	6145-01-161-8858	01	08
5998-01-158-8255	32	27	5999-01-161-8861	20	03
4820-01-158-8364	20	20	5340-01-161-8880	13	04
	32	19	6920-01-161-8886	01	02
7690-01-158-8448	32	11	5999-01-161-8894	20	01
7690-01-158-8449	33	04	5306-01-161-8903	03	19
6920-01-158-8637	20	27	6920-01-161-8926	12	27
6920-01-158-8639	32	28	6920-01-161-8927	05	11
3040-01-158-8640	32	31		07	13
5935-01-159-3319	20	33		09	13
3110-01-161-1741	39	03		12	17
5935-01-161-1757	36	14	6920-01-161-8928	05	10
9520-01-161-3559	05	17		07	12
	07	18		09	12
	09	17		12	09
	12	18	2250-01-161-8929	05	12
5930-01-161-3560	10	02		07	14
	19	06		09	14
6920-01-161-3631	18	14		12	13
6920-01-161-3632	05	06	6920-01-161-8930	13	08
	07	08	6920-01-161-8932	09	20

CROSS-REFERENCE INDEXES

STOCK NUMBER	NATIONAL STOCK NUMBER INDEX				FIG.	ITEM
	FIG.	ITEM	STOCK NUMBER	FIG.		
6920-01-161-8933	05	16	5340-01-203-7458	04	02	
	07	22		07	07	
5340-01-161-8935	20	24	4010-01-203-7459	30	05	
5930-01-161-8936	01	06	5330-01-204-4043	20	30	
3020-01-161-8950	13	25	3020-01-204-4057	12	03	
3020-01-161-8951	13	19		18	17	
5940-01-162-0341	38	30		29	03	
5970-01-162-6918	15	08	5340-01-204-4074	12	07	
	27	08		18	28	
6920-01-164-9625	32	42	5365-01-204-4093	18	19	
5970-01-165-3082	35	05	3020-01-208-7210	29	08	
	40	22	3040-01-208-9506	32	05	
			5930-01-209-2991	20	31	
5998-01-165-8896	38	19	3120-01-209-5457	29	09	
5961-01-165-9700	16	03	5365-01-210-7538	29	11	
3040-01-166-1107	13	13	3040-01-211-8413	39	05	
5330-01-166-6542	37	02	5365-01-214-4017	04	06	
	39	06		32	33	
5340-01-166-6723	12	30	5330-01-215-3945	28	16	
5365-01-166-6729	03	09	5935-01-218-7936	36	28	
5305-01-166-6896	13	18		27	15	
5340-01-167-2454	01	10	5970-01-224-3074	38	20	
3040-01-167-6586	13	26	5340-01-231-8552	32	10	
5340-01-167-9829	35	01	5930-01-234-8168	21	36	
	40	25	6150-01-264-0913	01	12	
5315-01-167-9885	03	18	5999-01-296-9540	40	13	
5340-01-168-1265	20	29	3040-01-348-8130	34	07	
5365-01-168-2179	39	04	5365-01-358-2135	40	09	
5925-01-168-6090	36	36		02	01	
5315-01-169-5838	13	27	5365-01-358-2206	32	39	
5935-01-169-9956	31	14	5998-01-381-3729	32	25	
5935-01-170-0022	26	32	6680-01-382-0478	15	03	
	36	01	6145-01-382-0997	27	14	
5940-01-172-2948	31	10		33	02	
5935-01-173-7320	36	19	5340-01-382-1167	32	41	
5365-01-176-0738	13	07	6650-01-382-6411	38	26	
5340-01-181-5947	04	01	5995-01-382-6811	38	23	
	07	06	5995-01-382-6820	32	14	
5935-01-184-6517	27	02	5995-01-382-6835	38	01	
5935-01-186-2359	20	12	5995-01-382-6854	20	34	
5945-01-190-5209	21	01	6150-01-382-9572	18	01	
5340-01-195-6665	29	16	5340-01-383-8743	02	03	
5340-01-199-8779	30	03	5340-01-383-8864	09	18	
6920-01-203-2769	32	23	5340-01-383-8899	18	25	
	40	04		31	11	
5975-01-203-2770	04	03	5935-01-384-1943	01	01	
6920-01-203-2771	29	15	6910-01-386-8643	32	43	
5340-01-203-7456	07	20	6920-01-387-6397	32	24	
	12	21	6920-01-391-2588	01	07	
	18	23	6920-01-392-0435	01	05	
6920-01-203-7457	18	20	6920-01-392-0440			

SECTION IV

TM 9-6920-742-24P-3

CROSS-REFERENCE INDEXES

STOCK NUMBER	NATIONAL STOCK NUMBER INDEX		FIG.	ITEM
	FIG.	STOCK NUMBER		
3950-01-392-2327	03	10		
5935-01-395-4999	31	03		
5935-01-396-4544	26	44		
5340-01-408-8517	35	04		
	40	03		
6625-01-411-1266	32	26		
5365-01-417-0903	35	03		
	40	02		

SECTION IV

TM 9-6920-742-24P-3

CROSS-REFERENCE INDEXES

CAGEC	PART NUMBER	PART NUMBER INDEX		FIG.	ITEM
			STOCK NUMBER		
88044	AN4C11A		5306-00-156-2341	02	04
88044	AN415-2		5315-00-194-2455	13	16
				20	10
88044	AN6C11A		5306-00-582-8851	03	06
88044	AN8-27A		5306-00-182-1384	29	10
81352	AN8C37A		5306-01-008-6672	03	20
88044	AN960-416		5310-00-141-1795	20	14
88044	AN960C10		5310-00-167-0801	10	04
				19	04
				34	13
				40	07
88044	AN960C10L		5310-00-167-0812	32	20
88044	AN960C416		5310-00-531-9515	02	07
				03	04
				05	02
				07	02
				09	01
				12	06
				13	11
				18	05
				29	05
				30	02
				34	04
88044	AN960C416L		5310-00-515-7449	05	07
				07	09
				09	09
				12	10
				32	06
				40	14
88044	AN960C516			03	15
				12	02
				18	07
				29	02
88044	AN960C516L		5310-00-167-0814	03	17
88044	AN960C6		5310-00-531-9514	20	22
				21	13
				38	03
88044	AN960C6L		5310-00-638-9857	13	03
				32	03
88044	AN960C616		5310-00-167-0804	18	02
88044	AN960C616L		5310-00-183-4355	03	07
				05	13
				07	15
				09	15
				12	14
				18	12
88044	AN960C8		5310-00-685-3744	03	02
				21	07
88044	AN960C816		5310-00-167-0806	18	16
				29	12
88044	AN960PD416L		5310-00-184-9001	05	08

SECTION IV

TM 9-6920-742-24P-3

CROSS-REFERENCE INDEXES

CAGEC	PART NUMBER	PART NUMBER INDEX		FIG.	ITEM
			STOCK NUMBER		
88044	AN960PD416L		5310-00-184-9001	07	10
				09	10
				12	26
				20	16
				39	09
88044	AN970-3		5310-00-167-0765	39	09
81349	CK70AW102M		5910-00-804-7566	38	10
81349	EC22U0-2-9STW			26	04
				36	16
81349	EC22U0-9STW			26	31
81349	JANTX1N5417		5961-00-403-4545	22	03
				23	03
81349	JAN1N5651A		5961-01-165-9700	16	03
96906	MS15795-811		5310-00-880-5977	34	09
				35	06
96906	MS15795-813		5310-00-802-4701	03	12
				13	12
				18	15
96906	MS16562-234		5315-00-664-0401	03	13
96906	MS16996-11		5305-00-959-1909	34	15
				40	17
96906	MS16996-21		5305-00-052-9329	35	08
				40	24
96906	MS16996-22		5305-00-225-7773	32	29
96906	MS16996-23		5305-00-958-7667	32	07
				37	05
				40	15
96906	MS16996-24		5305-00-225-7774	40	18
96906	MS16996-25		5305-00-225-7775	40	12
96906	MS18064-38		5305-01-166-6896	13	18
96906	MS20066-146		5315-00-730-4572	13	21
96906	MS20115-5		4030-00-179-7403	02	08
96906	MS21083C06		5310-00-925-9646	13	02
				21	14
				32	36
96906	MS21083C08		5310-00-939-0850	03	26
				21	06
96906	MS21083C3		5310-00-926-1835	10	05
				19	03
				20	21
				34	12
				40	06
96906	MS21083C4		5310-00-897-6145	02	06
				03	24
				05	18
				07	19
				09	02
				12	28
				13	14
				18	06
				20	15
				29	06

SECTION IV

TM 9-6920-742-24P-3

CROSS-REFERENCE INDEXES

CAGEC	PART NUMBER	PART NUMBER INDEX STOCK NUMBER	FIG.	ITEM
96906	MS21083C4	5310-00-897-6145	30	04
			32	22
			40	08
96906	MS21083C5	5310-00-020-3260	03	23
			12	08
			18	08
			29	04
96906	MS21083C6	5310-00-956-4549	03	11
			18	03
96906	MS21083C8	5310-00-947-1380	03	22
96906	MS21256-2	5340-00-010-3090	02	09
96906	MS21266-2N	5325-00-074-3301	14	03
96906	MS21295-29	5305-00-831-6583	32	21
96906	MS21333-97	5340-00-080-9853	34	03
			40	20
			36	33
			26	12
			26	11
96906	MS24523-26	5930-00-683-1632	26	12
			26	11
			28	09
			36	44
			37	06
96906	MS25036-106	5940-00-283-5280	36	21
			21	05
			21	18
			26	24
			28	10
			21	28
			25	04
			26	38
			27	11
			28	08
96906	MS25036-154	5940-00-230-0515	21	09
			27	05
96906	MS25036-157	5940-00-143-4777	06	01
			08	01
			11	01
			15	06
			17	01
96906	MS25196-1	5330-00-806-8769	32	13
96906	MS25281-R6	5340-00-989-9224	38	22
96906	MS25281R3	5340-00-543-3931	34	14
			38	25
96906	MS25281R4	5340-00-988-3210	38	02
			40	16
96906	MS25440-6A	5310-01-107-3589	13	22
96906	MS27488-12	5935-01-097-0399	26	43
			28	15
			36	27
			26	02
96906	MS27488-16	5935-00-235-8970	27	01
			26	18
96906	MS27488-20	5935-00-496-7171	26	18

SECTION IV

TM 9-6920-742-24P-3

CROSS-REFERENCE INDEXES

CAGEC	PART NUMBER	PART NUMBER INDEX		FIG.	ITEM
			STOCK NUMBER		
96906	MS27488-20		5935-00-496-7171	28	17
				36	18
96906	MS28775-245		5330-00-579-7921	39	07
96906	MS28775-247		5330-00-579-7923	37	04
96906	MS3124E16-14P		5935-01-218-7936	28	16
				36	28
96906	MS3124E22-95S		5935-01-396-4544	26	44
96906	MS3126E16-14S		5935-01-128-3598	31	09
96906	MS3126E18-11P		5935-00-913-7256	15	10
96906	MS3181-14N		5935-00-990-5580	32	17
96906	MS3181-14NA		5935-01-159-3319	20	33
96906	MS3181-16NA		5935-01-136-6572	20	17
				32	09
96906	MS3181-18NA		5935-01-186-2359	20	12
96906	MS3181-20NA		5935-01-119-2885	20	19
				32	18
96906	MS3181-22NA		5935-01-138-6462	20	32
96906	MS3217-4062		5325-00-403-8127	39	01
96906	MS3367-4-9		5975-00-727-5153	21	32
				26	30
				32	12
				36	24
96906	MS3368-1-98		5975-00-043-3403	BULK	4
96906	MS3420-12A		5365-00-598-5287	31	04
96906	MS3420-16A		5365-00-927-2972	31	05
96906	MS3474W14-12S		5935-01-149-9389	26	01
				36	20
96906	MS3474W14-15S		5935-01-173-7320	36	19
96906	MS3474W18-11S		5935-01-184-6517	27	02
96906	MS3474W20-39S		5935-01-170-0022	26	32
				36	01
96906	MS3476W20-39P		5935-01-107-7293	31	06
96906	MS3476W22-95S		5935-01-169-9956	31	14
96906	MS35308-304		5305-00-720-8248	04	04
96906	MS35308-306		5305-00-685-3511	05	04
				07	04
				09	05
				12	04
				18	09
				30	01
96906	MS35308-307		5305-00-688-2018	12	23
				20	08
				29	17
96906	MS35308-308		5305-00-590-7863	03	05
				05	01
				07	01
				09	03
				12	12
				18	24
96906	MS35308-310		5305-00-456-2430	34	11
				13	10

SECTION IV

TM 9-6920-742-24P-3

CROSS-REFERENCE INDEXES

CAGEC	PART NUMBER	PART NUMBER INDEX		FIG.	ITEM
			STOCK NUMBER		
96906	MS35308-310		5305-00-456-2430	18	21
				34	10
96906	MS35308-360		5305-00-680-4262	18	04
96906	MS35308-361		5305-00-685-3510	05	15
				07	17
				09	16
				12	16
				20	25
96906	MS35338-136		5310-00-929-6395	32	02
				38	12
				21	26
96906	MS35338-137		5310-00-933-8119	05	05
96906	MS35338-139		5310-00-933-8121	07	05
				09	06
				12	05
				18	10
				21	10
				34	02
				35	07
				40	23
96906	MS35338-141		5310-00-984-7042	05	14
				07	16
				09	08
				12	15
96906	MS35489-31		5325-00-174-9336	40	19
96906	MS35489-69		5325-00-249-6345	34	08
				40	10
96906	MS35649-2384		5310-00-477-6768	18	11
96906	MS35650-304		5310-00-934-9765	12	32
96906	MS35650-3254		5310-00-400-5503	34	01
96906	MS35751-71		5306-00-816-2441	13	17
96906	MS51922-18		5310-00-914-6028	13	23
96906	MS51922-38		5310-00-171-2444	29	13
96906	MS51957-26		5305-00-054-6650	20	26
96906	MS51957-28		5305-00-054-6652	20	28
				32	01
96906	MS51957-29		5305-00-054-6653	38	18
96906	MS51957-30		5305-00-054-6654	21	12
96906	MS51957-31		5305-00-054-6655	38	27
96906	MS51957-32		5305-00-054-6656	18	18
				38	04
96906	MS51957-34		5305-00-054-6658	13	05
96906	MS51957-46		5305-00-054-6671	21	11
96906	MS51957-47		5305-00-054-6672	03	01
96906	MS51957-48		5305-00-054-6673	21	35
96906	MS51958-59		5305-00-059-3655	39	10
96906	MS51958-62		5305-00-059-3658	32	34
96906	MS51958-65		5305-00-059-3661	12	33
96906	MS51958-66		5305-00-059-3662	10	03
				19	05
96906	MS51958-81		5305-00-059-3677	12	22

SECTION IV

TM 9-6920-742-24P-3

CROSS-REFERENCE INDEXES

CAGEC	PART NUMBER	PART NUMBER INDEX		FIG.	ITEM
			STOCK NUMBER		
96906	MS51960-86		5305-00-719-5121	29	07
96906	MS51987-391		5315-01-167-9885	03	18
96906	MS77074-3		5940-00-159-1292	22	01
				23	01
				24	03
96906	MS77074-7		5940-00-531-0530	16	01
96906	MS9350-06		5340-00-478-0350	05	03
				07	03
				09	04
				18	27
96906	MS9350-13		5340-01-082-6423	03	03
81349	M15733/24-0006		5915-01-057-5029	38	09
81349	M15733/24-0008		5915-01-032-1850	38	07
81349	M15733/26-0001		5915-01-014-1493	38	08
81349	M1687814BFE5			36	23
81349	M16878/48KE0		6145-00-805-1719	21	24
				26	42
				28	03
				36	50
81349	M16878/4BKE2		6145-01-128-0325	21	22
				25	02
				26	35
				28	02
				36	35
81349	M16878/BKE9		6145-00-295-2813	21	03
				26	34
81349	M22759/11-10-5		6145-01-006-2832	06	02
				08	02
				11	02
				17	02
81349	M22759/11-16-2		6145-00-600-6075	36	37
81349	M22759/11-16-5		6145-00-600-6174	27	06
81349	M22759/11-16-9		6145-00-013-8651	15	09
81349	M22759/11-20-0		6145-00-939-4955	36	13
81349	M22759/11-20-2		6145-00-939-4957	36	12
81349	M22759/11-20-5		6145-00-939-4960	36	26
81349	M22759/11-20-9		6145-00-939-4964	31	07
				36	02
81349	M22759/11-22-0		6145-00-945-7467	26	21
				36	51
81349	M22759/11-22-2		6145-00-945-7469	26	20
				36	49
81349	M22759/11-22-5		6145-00-945-7472	26	15
				27	03
				28	04
81349	M22759/11-22-9		6145-00-949-8006	28	14
				36	30
81349	M22759/11-22-92		6145-00-968-6568	36	29
81349	M23053/5-102-0		5970-00-812-2968	26	06
				36	15
81349	M23053/5-104-4		5970-00-787-2325	BULK	3

SECTION IV

TM 9-6920-742-24P-3

CROSS-REFERENCE INDEXES

CAGEC	PART NUMBER	PART NUMBER INDEX		FIG.	ITEM
			STOCK NUMBER		
81349	M23053/5-105-0		5970-00-954-1622	31	08
81349	M23053/5-106-0		5970-00-815-1295	25	06
				26	08
81349	M23053/5-106-4		5970-00-052-3301	BULK	1
81349	M23053/5-107-0		5970-00-954-1624	36	38
81349	M23053/5-109-0			15	04
				27	07
				31	12
81349	M23053/5-109-4			15	02
			5970-00-057-3545	BULK	2
81349	M23053/5-109-9		5970-00-812-1360	31	02
81349	M23053/5-111-9		5970-00-812-1358	31	16
81349	M23053/5-207-C		5970-00-727-6728	16	02
81349	M23053/5-305-0		5970-01-162-6918	15	08
				27	08
81349	M23053/5-310-4		5970-01-224-3074	27	15
81349	M24243/6-A503H		5320-00-490-2238	20	06
				32	15
81349	M55302/62-A40L		5935-01-058-4675	26	07
80205	NAS1005-20A		5306-00-838-0532	03	14
				12	01
				18	29
				29	01
80205	NAS1523AA38		5330-00-009-3948	20	23
80205	NAS1523AA4B		5330-00-009-3949	20	09
80205	NAS1831C4C16		5340-01-231-8552	38	20
80205	NAS43DD4-28N		5365-01-358-2135	34	07
				40	09
80205	NAS43DD7-8N		5365-01-358-2206	02	01
80205	NAS43HT4-31		5365-00-023-4542	02	02
80205	NAS620-416		5310-00-655-7219	04	05
80205	NAS620-6L		5310-00-616-6822	38	28
80205	NAS679C06M		5310-00-801-4420	38	05
81349	RE77GR100		5905-00-175-4283	21	16
81349	RWR89S10R0FS		5905-01-084-5886	24	01
80063	SCD539506-4		5310-00-880-5977	40	11
81349	TBJC		6150-01-264-0913	21	36
81349	TBJE38-2			38	14
81349	TBJE38-5			38	13
19200	11785557		6650-01-382-6411	32	41
19200	11829253		3020-01-208-7210	29	08
19200	11829255		6920-01-161-8926	12	27
19200	11829256		6920-01-161-8932	09	20
19200	11829257		6920-01-161-8933	05	16
				07	22
19200	11829258		6920-01-161-3631	18	14
19200	11829259		6920-01-161-8928	05	10
				07	12
				09	12
				12	09
19200	11829260		2250-01-161-8929	05	12

SECTION IV

TM 9-6920-742-24P-3

CROSS-REFERENCE INDEXES

CAGEC	PART NUMBER	PART NUMBER INDEX		FIG.	ITEM
			STOCK NUMBER		
19200	11829260		2250-01-161-8929	07	14
				09	14
				12	13
19200	11829261		6920-01-161-8927	05	11
				07	13
				09	13
				12	17
19200	11829264		6920-01-203-2771	29	15
19200	11829271			39	08
19200	11829273		6920-01-158-2233	37	03
19200	11829279			34	06
19200	11829282		3040-01-208-9506	32	05
19200	11829286		3950-01-392-2327	03	10
19200	11829287		5975-01-203-2770	04	03
19200	11829300		5340-01-166-6723	12	30
19200	11829302		5340-01-167-2454	01	10
19200	11829309		9520-01-161-3559	05	17
				07	18
				09	17
				12	18
19200	11829312		2510-01-161-8655	12	25
19200	11829319		5998-01-161-3660	38	16
19200	11829320		5998-01-165-8896	38	19
19200	11829321		5998-01-158-8255	32	27
19200	11829327		3040-01-167-6586	13	26
19200	11829328		3040-01-166-1107	13	13
19200	11829329			13	15
19200	11829330		6920-01-161-8930	13	08
19200	11829332		6920-01-164-9625	32	42
19200	11829339		5340-01-161-3633	10	01
				19	01
19200	11829342		6920-01-391-2588	32	24
19200	11829343-1		5895-01-158-8166	32	32
19200	11829344			33	03
19200	11829348		6920-01-158-8069	35	02
19200	11829352		5930-01-234-8168	32	10
19200	11829357		5340-01-167-9829	35	01
				40	25
				35	05
19200	11829358		5970-01-165-3082	40	22
19200	11829365		3040-01-158-8640	32	31
19200	11829366		6920-01-158-8639	32	28
19200	11829367		5998-01-381-3729	32	39
19200	11829368		5340-01-158-2275	20	07
				32	16
19200	11829372		6680-01-382-0478	32	25
19200	11829375		5365-01-168-2179	39	04
19200	11829380		6105-01-158-2232	37	01
19200	11829381		6920-01-158-2231	32	30
19200	11829385		7690-01-158-8448	32	11
19200	11829386		6920-01-158-2234	39	02

SECTION IV

TM 9-6920-742-24P-3

CROSS-REFERENCE INDEXES

CAGEC	PART NUMBER	PART NUMBER INDEX		FIG.	ITEM
			STOCK NUMBER		
19200	11829387		5340-01-382-1167	33	02
19200	11829388		7690-01-158-8449	33	04
19200	11829389		4820-01-158-8364	20	20
				32	19
19200	11829392		6625-01-411-1266	32	26
19200	11829393		5995-01-382-6820	38	23
19200	11829394		5995-01-382-6835	32	14
19200	11829397		5925-01-168-6090	36	36
19200	11829400-2		5305-01-158-2230	32	37
19200	11829401		5998-00-843-0925	38	17
19200	11829403		5330-01-158-2238	33	01
19200	11829408			32	35
19200	11829414-1		6920-01-158-8637	20	27
19200	11829414-3		5340-01-161-8935	20	24
19200	11829416		5330-01-166-6542	37	02
				39	06
19200	11829423			03	21
				05	19
				07	21
				09	19
				12	20
				18	26
				20	35
				32	08
19200	11829457		5999-01-296-9540	01	12
19200	11829458			20	05
19200	11829460		5340-01-168-1265	20	29
19200	11829463		6150-01-382-9572	20	34
19200	11829465			21	34
19200	11829469		3110-01-161-1741	39	03
19200	11829631		5999-01-161-8894	20	01
19200	11829647		6920-01-387-6397	32	43
19200	11829723		5365-01-166-6729	03	09
19200	11829747			01	14
19200	11829776		6910-01-386-8643	01	01
19200	12960732		5365-01-417-0903	35	03
				40	02
81349	38TB10F		5940-00-983-6087	38	06
81349	39TB10B			21	27
19200	9340880		5940-00-411-2643	38	29
19200	9340977		3010-01-161-8656	12	24
19200	9340978		6920-01-161-8886	01	02
19200	9340980-1		6920-01-392-0435	01	07
19200	9340980-2		6920-01-392-0440	01	05
19200	9340981		6920-01-161-8664	01	09
19200	9340982		6920-01-161-8654	01	11
19200	9341015		6920-01-158-2235	32	40
19200	9341016		6920-01-158-2236	40	21
19200	9341018			40	05
19200	9341118		5940-00-041-3646	26	03
				36	17

SECTION IV

TM 9-6920-742-24P-3

CROSS-REFERENCE INDEXES

CAGEC	PART NUMBER	PART NUMBER INDEX STOCK NUMBER	FIG.	ITEM
19200	9341125	5999-01-158-8254	32	38
19200	9341154	5940-01-162-0341	38	30
19200	9341159	5999-01-158-2295	38	24
19200	9341182-10		36	40
19200	9341182-11		36	41
19200	9341182-12		36	42
19200	9341182-13		36	43
19200	9341182-14		36	45
19200	9341182-15		36	46
19200	9341182-16		36	47
19200	9341182-17		36	48
19200	9341182-18		36	11
19200	9341182-19		36	07
19200	9341182-20		36	06
19200	9341182-27		37	08
19200	9341182-28		37	09
19200	9341182-29		37	10
19200	9341182-30		37	07
19200	9341182-31		36	05
19200	9341182-32		36	08
19200	9341182-33		36	09
19200	9341182-37		36	10
19200	9341182-38		36	03
19200	9341182-40		36	25
19200	9341182-41		36	22
19200	9341182-42		36	31
19200	9341182-43		36	32
19200	9341182-44		36	34
19200	9341182-9		36	39
19200	9353777	5945-01-190-5209	21	01
19200	9353908	5340-01-857-6190	32	04
19200	9353914	5935-01-161-1757	36	14
19200	9353918	5995-01-382-6811	38	26
19200	9353920	5995-01-382-6854	38	01
19200	9353924	5925-01-161-8750	25	07
19200	9353925		20	04
19200	9353927-1		21	21
19200	9353927-2		21	02
19200	9353928	5999-01-161-8861	20	03
19200	9353932	5940-01-172-2948	31	10
19200	9353937		20	11
19200	9353941		38	11
19200	9353949-1		21	31
19200	9353949-10		26	29
19200	9353949-11		26	41
19200	9353949-12		26	37
19200	9353949-13		26	36
19200	9353949-14		26	33
19200	9353949-15		26	14
19200	9353949-16		26	10
			26	13

CROSS-REFERENCE INDEXES

CAGEC	PART NUMBER	PART NUMBER INDEX STOCK NUMBER	FIG.	ITEM
			26	17
19200	9353949-17		26	16
19200	9353949-18		25	05
19200	9353949-19		21	30
19200	9353949-2		26	28
			21	39
19200	9353949-20		25	03
			23	02
19200	9353949-21		21	04
19200	9353949-22		23	04
			21	20
19200	9353949-23		22	04
			22	02
19200	9353949-24		21	37
19200	9353949-27		28	07
19200	9353949-29		21	29
19200	9353949-3		26	27
			28	12
19200	9353949-30		28	11
19200	9353949-31		28	05
19200	9353949-32		28	06
19200	9353949-33		27	13
19200	9353949-34		21	33
19200	9353949-35		27	12
			27	10
19200	9353949-36		27	09
19200	9353949-37		28	13
19200	9353949-38		26	26
19200	9353949-4		21	23
19200	9353949-45		21	25
19200	9353949-46		26	25
19200	9353949-5		21	17
19200	9353949-59		24	02
19200	9353949-6		26	23
			21	19
19200	9353949-62		21	15
19200	9353949-69		21	38
19200	9353949-7		26	22
			24	04
19200	9353949-71		21	08
19200	9353949-74		21	43
19200	9353949-76		21	42
19200	9353949-77		26	19
19200	9353949-8		26	39
19200	9353949-82		27	04
19200	9353949-83		26	09
19200	9353949-84		26	40
19200	9353949-9		20	18
19200	9353950		20	13
19200	9353956		01	03
19200	9353961		13	06
19200	9353964	3040-01-161-8842		

SECTION IV

TM 9-6920-742-24P-3

CROSS-REFERENCE INDEXES


CAGEC	PART NUMBER	PART NUMBER INDEX STOCK NUMBER	FIG.	ITEM
19200	9353969	5340-01-181-5947	04	01
			07	06
19200	9353973	5340-01-161-8662	03	08
19200	9353978	5340-01-161-8663	03	25
19200	9353983	5930-01-161-8936	01	06
19200	9353984		05	09
			07	11
			09	11
			12	29
19200	9353989	6920-01-161-3632	05	06
			07	08
			09	07
			12	11
			18	13
19200	9353990	5340-01-383-8899	09	18
			18	25
19200	9353991		10	06
			19	02
19200	9353993	5340-01-383-8743	18	01
19200	9353994	3020-01-161-8825	18	30
19200	9354000		14	01
19200	9354002	3020-01-161-8951	13	19
19200	9354003	3030-01-161-8783	13	01
19200	9354006	5340-01-161-8880	13	04
19200	9354008	3020-01-161-8827	13	24
19200	9354013	3020-01-161-8950	13	25
19200	9354017	6105-01-161-8658	13	09
19200	9354018-4	5315-01-169-5838	13	27
19200	9354019	5995-01-161-8754	14	04
19200	9354022	5365-01-176-0738	13	07
19200	9354026		31	15
19200	9354028	5935-01-395-4999	31	03
19200	9354029		15	01
19200	9354031	3020-01-161-8826	13	20
19200	9354033	5930-01-161-3560	10	02
			19	06
19200	9354061		31	01
19200	9354072	5306-01-161-8903	03	19
19200	9354097-1	6145-01-161-8858	01	08
19200	9354097-2	6145-01-161-8857	01	04
19200	9354099	6150-01-161-8856	01	15
19200	9354110	3020-01-161-3634	03	16
			12	19
			18	22
			29	14
19200	9354172-8		15	05
19200	9354172-9		15	07
19200	9354179	5998-01-161-8659	20	02
19200	9354181		31	13
19200	9354186-1		38	15
19200	9354186-2		38	21

SECTION IV

TM 9-6920-742-24P-3

CROSS-REFERENCE INDEXES

CAGEC	PART NUMBER	PART NUMBER INDEX STOCK NUMBER	FIG.	ITEM
19200	9354186-4		21	41
19200	9354191		21	40
19200	9354239	7690-01-161-8773	12	31
19200	9362984	3030-01-161-8784	02	05
19200	9363052	5340-01-408-8517	35	04
			40	03
19200	9363053		34	05
19200	9363055	5340-01-204-4074	12	07
			18	28
19200	9363057	5340-01-195-6665	29	16
19200	9363058	5365-01-214-4017	04	06
19200	9363059	5340-01-203-7456	07	20
			12	21
			18	23
19200	9363060	6920-01-203-2769	32	23
			40	04
19200	9363062	3120-01-209-5457	29	09
19200	9363064	5340-01-199-8779	30	03
19200	9363065	5340-01-203-7458	04	02
			07	07
19200	9363067	5365-01-210-7538	29	11
19200	9363069		01	13
19200	9363074	4010-01-203-7459	30	05
19200	9363097	3040-01-211-8413	39	05
19200	9363100	5365-01-204-4093	18	19
19200	9363102	6920-01-203-7457	18	20
19200	9363135-5	6145-01-382-0997	15	03
			27	14
19200	9363177		01	16
19200	9363225	5340-01-383-8864	02	03
19200	9387199	3020-01-204-4057	12	03
			18	17
			29	03
19200	9387201-14		26	05
19200	9387201-15		28	01
19200	9387201-2		25	01
19200	9387201-3		36	04
19200	9387204	5930-01-209-2991	20	31
19200	9387225	5330-01-215-3945	32	33
19200	9387226	5330-01-204-4043	20	30
19200	9387230	3040-01-348-8130	40	13
19200	9387289		14	02
19200	9387456	5935-01-384-1943	31	11



By Order of the Secretary of the Army:

DENNIS J. REIMER
General, United States Army
Chief of Staff

Official:



Handwritten signature of Joel B. Hudson in black ink.

JOEL B. HUDSON

*Administrative Assistant to the
Secretary of the Army*

04095

DISTRIBUTION: To be distributed in accordance with the initial distribution number (IDN) 372434, requirements for TM 9-6920-742-24P-3.

RECOMMENDED CHANGES TO EQUIPMENT TECHNICAL PUBLICATIONS



THEN... JOT DOWN THE DOPE ABOUT IT ON THIS FORM. CAREFULLY TEAR IT OUT, FOLD IT AND DROP IT IN THE MAIL!

SOMETHING WRONG WITH THIS PUBLICATION?

FROM: (PRINT YOUR UNIT'S COMPLETE ADDRESS)

Your mailing address

DATE SENT

Date you filled out this form

PUBLICATION NUMBER

TM 9-6920-742-24P-3

PUBLICATION DATE

18 Dec 97

PUBLICATION TITLE RPSTL for ERETS

Target Training/Holding Sets

BE EXACT... PIN-POINT WHERE IT IS

PAGE NO	PARA-GRAPH	FIGURE NO	TABLE NO
1-1			

IN THIS SPACE TELL WHAT IS WRONG AND WHAT SHOULD BE DONE ABOUT IT:

Item 1. Change CAGEC CODE from "19209" to "19200."

SAMPLE

PRINTED NAME, GRADE OR TITLE AND TELEPHONE NUMBER

Your name

SIGN HERE

Your signature

RECOMMENDED CHANGES TO EQUIPMENT TECHNICAL PUBLICATIONS



THEN JOT DOWN THE DOPE ABOUT IT ON THIS FORM. CAREFULLY TEAR IT OUT, FOLD IT AND DROP IT IN THE MAIL.

SOMETHING WRONG WITH THIS PUBLICATION?

FROM (PRINT YOUR UNIT'S COMPLETE ADDRESS)

DATE SENT

PUBLICATION NUMBER
TM 9-6920-742-24P-3

PUBLICATION DATE
18 Dec 97

PUBLICATION TITLE RPSTL for ERETS
Target Training/Holding Sets

BE EXACT PIN-POINT WHERE IT IS

PAGE NO	PARA-GRAPH	FIGURE NO	TABLE NO

IN THIS SPACE TELL WHAT IS WRONG AND WHAT SHOULD BE DONE ABOUT IT:

TEAR ALONG PERFORATED LINE

PRINTED NAME GRADE OR TITLE AND TELEPHONE NUMBER

SIGN HERE

FILL IN YOUR
UNITS ADDRESS



DEPARTMENT OF THE ARMY

OFFICIAL BUSINESS



NO POSTAGE
NECESSARY
IF MAILED
IN THE
UNITED STATES


BUSINESS REPLY MAIL

FIRST CLASS

PERMIT NO. 82

ROCK ISLAND IL

POSTAGE WILL BE PAID BY ROCK ISLAND ARSENAL




Director
Armament and Chemical Acquisition
and Logistics Activity
ATTN: AMSTA-AC-NML
Rock Island, IL 61201-9948

TEAR ALONG PERFORATED LINE



RECOMMENDED CHANGES TO EQUIPMENT TECHNICAL PUBLICATIONS

SOMETHING WRONG WITH THIS PUBLICATION?



THEN JOT DOWN THE DOPE ABOUT IT ON THIS FORM. CAREFULLY TEAR IT OUT, FOLD IT AND DROP IT IN THE MAIL.

FROM (PRINT YOUR UNIT'S COMPLETE ADDRESS)

DATE SENT

PUBLICATION NUMBER
TM 9-6920-742-24P-3

PUBLICATION DATE
18 Dec 97

PUBLICATION TITLE RPSTL for ERETS
Target Training/Holding Sets

BE EXACT PIN-POINT WHERE IT IS				IN THIS SPACE TELL WHAT IS WRONG AND WHAT SHOULD BE DONE ABOUT IT:
PAGE NO	PARA-GRAPH	FIGURE NO	TABLE NO	

PRINTED NAME GRADE OR TITLE AND TELEPHONE NUMBER

SIGN HERE

TEAR ALONG PERFORATED LINE

FILL IN YOUR
UNITS ADDRESS



DEPARTMENT OF THE ARMY


OFFICIAL BUSINESS



NO POSTAGE
NECESSARY
IF MAILED
IN THE
UNITED STATES

BUSINESS REPLY MAIL
FIRST CLASS PERMIT NO. 82 ROCK ISLAND IL

POSTAGE WILL BE PAID BY ROCK ISLAND ARSENAL



Director
Armament and Chemical Acquisition
and Logistics Activity
ATTN: AMSTA-AC-NML
Rock Island, IL 61201-9948

TEAR ALONG PERFORATED LINE



RECOMMENDED CHANGES TO EQUIPMENT TECHNICAL PUBLICATIONS



THEN JOT DOWN THE DOPE ABOUT IT ON THIS FORM. CAREFULLY TEAR IT OUT. FOLD IT AND DROP IT IN THE MAIL.

SOMETHING WRONG WITH THIS PUBLICATION?

FROM (PRINT YOUR UNIT'S COMPLETE ADDRESS)

DATE SENT

PUBLICATION NUMBER

TM 9-6920-742-24P-3

PUBLICATION DATE

18 Dec 97

PUBLICATION TITLE RPSTL for ERETS
Target Training/Holding Sets

BE EXACT PIN-POINT WHERE IT IS

PAGE NO	PARA-GRAPH	FIGURE NO	TABLE NO

IN THIS SPACE TELL WHAT IS WRONG AND WHAT SHOULD BE DONE ABOUT IT:

TEAR ALONG PERFORATED LINE

PRINTED NAME GRADE OR TITLE AND TELEPHONE NUMBER

SIGN HERE

DA FORM 2028-2
JUL 79

PREVIOUS EDITIONS ARE OBSOLETE
AMSMC OP-103-85

P S --IF YOUR OUTFIT WANTS TO KNOW ABOUT YOUR RECOMMENDATION MAKE A CARBON COPY OF THIS AND GIVE IT TO YOUR HEADQUARTERS

FILL IN YOUR
UNITS ADDRESS



DEPARTMENT OF THE ARMY


OFFICIAL BUSINESS



NO POSTAGE
NECESSARY
IF MAILED
IN THE
UNITED STATES

BUSINESS REPLY MAIL
FIRST CLASS PERMIT NO. 82 ROCK ISLAND IL

POSTAGE WILL BE PAID BY ROCK ISLAND ARSENAL



Director
Armament and Chemical Acquisition
and Logistics Activity
ATTN: AMSTA-AC-NML
Rock Island, IL 61201-9948

TEAR ALONG PERFORATED LINE



